

QUARTERLY REPORT OF REVENUE AND OTHER RECEIPTS


As at the Quarter Ending September 30, 2022

Department : Department of Science and Technology (DOST)
 Agency : Advanced Science and Technology Institute
 Operating Unit : < not applicable >
 Organization Code (UACS) : 19 002 0000000
 Fund Cluster : 01 - Regular Agency Fund

Classification/Sources of Revenue and Other Receipts	UACS CODE	REVENUE TARGET (Annual) per BESF	Actual Revenue and Other Receipts Collections					Cumulative Remittance/Deposits to Date			Variance		Remarks
			1st Quarter Ending March 31	2nd Quarter Ending June 30	3rd Quarter Ending Sept. 30	4th Quarter Ending Dec. 31	Total	Remittance to BTr	Deposited with AGDB	TOTAL	Amount	%	
1	2	3	4	5	6	7	8=[{6+(-)7}-8+9]	9	10	11=(9+10)	12=(8-3)	13=(12/3)	14
Regular Agency Fund		12,500,000.00	489,288.73	2,106,625.26	4,219,381.69	0.00	6,815,295.68	6,815,295.68	0.00	6,815,295.68	(5,684,704.32)	-45 %	
Revenue Collections		12,500,000.00	200,470.55	1,935,066.63	4,089,126.20	0.00	6,224,663.38	6,224,663.38	0.00	6,224,663.38	(6,275,336.62)	-50 %	
Cash Revenue		12,500,000.00	200,470.55	1,935,066.63	4,089,126.20	0.00	6,224,663.38	6,224,663.38	0.00	6,224,663.38	(6,275,336.62)	-50 %	
Non-Tax		12,500,000.00	200,470.55	1,935,066.63	4,089,126.20	0.00	6,224,663.38	6,224,663.38	0.00	6,224,663.38	(6,275,336.62)	-50 %	
Other Service Income	4020199099	12,500,000.00	200,470.55	1,935,066.63	4,089,126.20	0.00	6,224,663.38	6,224,663.38	0.00	6,224,663.38	(6,275,336.62)	-50 %	Payment for services completely delivered were not yet received from clients. The total revenue as of 30 September 2022 amounting to Php 14,437,413.07 has been duly billed. However, the collection for these billings have not been fully realized due to additional documents requested by clients. Regular coordination, persistent follow ups and monitoring are still being made to ensure that collections will be received as soon as available. Moreover, additional collections pertaining to prior year's income/receivables were remitted to the BTr amounting to Php 13,036,384.12
Non-Revenue Collections/Other Receipts		0.00	288,818.18	171,558.63	130,255.49	0.00	590,632.30	590,632.30	0.00	590,632.30	590,632.30	0 %	
Cash Receipts		0.00	288,818.18	171,558.63	88,865.17	0.00	549,241.98	549,241.98	0.00	549,241.98	549,241.98	0 %	
Others		0.00	288,818.18	171,558.63	88,865.17	0.00	549,241.98	549,241.98	0.00	549,241.98	549,241.98	0 %	
Others	1040101099	0.00	288,818.18	171,558.63	88,865.17	0.00	549,241.98	549,241.98	0.00	549,241.98	549,241.98	0 %	
Non-Cash Receipts		0.00	0.00	0.00	41,390.32	0.00	41,390.32	41,390.32	0.00	41,390.32	41,390.32	0 %	
Collections effected through outright deductions from claims		0.00	0.00	0.00	41,390.32	0.00	41,390.32	41,390.32	0.00	41,390.32	41,390.32	0 %	


Department : Department of Science and Technology (DOST)
Agency : Advanced Science and Technology Institute
Operating Unit : < not applicable >
Organization Code (UACS) : 19 002 0000000
Fund Cluster : 01 - Regular Agency Fund

Classification/Sources of Revenue and Other Receipts	UACS CODE	REVENUE TARGET (Annual) per BESF	Actual Revenue and Other Receipts Collections					Cumulative Remittance/Deposits to Date			Variance		Remarks
			1st Quarter Ending March 31	2nd Quarter Ending June 30	3rd Quarter Ending Sept. 30	4th Quarter Ending Dec. 31	Total	Remittance to BTr	Deposited with AGDB	TOTAL	Amount	%	
1	2	3	4	5	6	7	8=[{6+(-)7}-8+9]	9	10	11=(9+10)	12=(8-3)	13=(12/3)	14
Fines and Penalties - Service Income	4020114000	0.00	0.00	0.00	41,390.32	0.00	41,390.32	41,390.32	0.00	41,390.32	41,390.32	0 %	
TOTAL		12,500,000.00	489,288.73	2,106,625.26	4,219,381.69	0.00	6,815,295.68	6,815,295.68	0.00	6,815,295.68	(5,684,704.32)	-45 %	

Certified Correct:

 Digitally signed by Gay Concepcion S. Bugagao
 Date: 2022.10.11 14:05:38 +08'00'
GAY CONCEPCION S. BUGAGAO
 Accountant III
Date: 10/11/22 9:22 PM

Certified Correct:

 -
Date: 10/11/22 9:22 PM

Recommending Approval:

 Digitally signed by Cayaban May Celicious
 Date: 2022.10.11 14:49:33 +08'00'
MAY C. CAYABAN
 Chief Administrative Officer
Date: 10/11/22 9:26 PM

Approved By:


 Digitally signed by Franz A. de Leon, Ph.D.
 Date: 2022.10.12 13:57:33+08'00'
FRANZ A. DE LEON, PH.D.
 Head of Agency
Date: 10/11/22 9:34 PM

QUARTERLY REPORT OF REVENUE AND OTHER RECEIPTS


As at the Quarter Ending September 30, 2022

Department : Department of Science and Technology (DOST)
Agency : Advanced Science and Technology Institute
Operating Unit : < not applicable >
Organization Code (UACS) : 19 002 0000000
Fund Cluster : 07 - Trust Receipts

Classification/Sources of Revenue and Other Receipts	UACS CODE	REVENUE TARGET (Annual) per BESF	Actual Revenue and Other Receipts Collections					Cumulative Remittance/Deposits to Date			Variance		Remarks
			1st Quarter Ending March 31	2nd Quarter Ending June 30	3rd Quarter Ending Sept. 30	4th Quarter Ending Dec. 31	Total	Remittance to BTr	Deposited with AGDB	TOTAL	Amount	%	
1	2	3	4	5	6	7	8=[{(6+(-)7)-8+9]}	9	10	11=(9+10)	12=(8-3)	13=(12/3)	14
Trust Receipts		100,500,000.00	90,487,622.96	48,825,245.65	139,727,825.58	0.00	279,040,694.19	279,040,694.19	0.00	279,040,694.19	178,540,694.19	178 %	
Inter-Agency Transferred Funds (IATF) Deposited with the National Treasury		100,000,000.00	89,795,812.96	48,491,053.20	139,649,825.58	0.00	277,936,691.74	277,936,691.74	0.00	277,936,691.74	177,936,691.74	178 %	
Due to Other NGAs		100,000,000.00	89,795,812.96	48,491,053.20	139,649,825.58	0.00	277,936,691.74	277,936,691.74	0.00	277,936,691.74	177,936,691.74	178 %	
Other Trust Receipts Deposited with the National Treasury		500,000.00	691,810.00	334,192.45	78,000.00	0.00	1,104,002.45	1,104,002.45	0.00	1,104,002.45	604,002.45	121 %	
Trust Liabilities (Proceeds from sale of bid document)		0.00	74,300.00	95,500.00	78,000.00	0.00	247,800.00	247,800.00	0.00	247,800.00	247,800.00	0 %	
Guaranty/ Security Deposits Payable		0.00	617,510.00	238,692.45	0.00	0.00	856,202.45	856,202.45	0.00	856,202.45	856,202.45	0 %	
Other Payable (Income from Commercialized Tech.- Royalty Share of Researcher &ASTI)		500,000.00	0.00	0.00	0.00	0.00	0.00	0.00	0.00	0.00	(500,000.00)	-100 %	P256,448.00 pertaining to prior year's revenue were collected as of 3rd quarter.
TOTAL		100,500,000.00	90,487,622.96	48,825,245.65	139,727,825.58	0.00	279,040,694.19	279,040,694.19	0.00	279,040,694.19	178,540,694.19	178 %	

Certified Correct:  Digitally signed by Gay Concepcion S. Bugagao
 Date: 2022.10.11 14:05:00 +08'00'
GAY CONCEPCION S. BUGAGAO
 Accountant III
Date: 10/11/22 9:22 PM

Certified Correct: _____
Date: 10/11/22 9:22 PM

Recommending Approval:  Digitally signed by Cayaban May Celicious
 Date: 2022.10.11 14:49:58 +08'00'
MAY C. CAYABAN
 Chief Administrative Officer
Date: 10/11/22 9:26 PM

Approved By:  Digitally signed by Franz A. de Leon, Ph.D.
 Date: 2022.10.12 13:57:15+08'00'
FRANZ A. DE LEON, PH.D.
 Head of Agency
Date: 10/11/22 9:34 PM