


QUARTERLY REPORT OF REVENUE AND OTHER RECEIPTS
As at the Quarter Ending September 30, 2023


Department : Department of Science and Technology (DOST)
Agency/Entity : Advanced Science and Technology Institute
Operating Unit : < not applicable >
Organization Code (UACS) : 19 002 0000000
Fund Cluster : 01 - Regular Agency Fund


Classification/Sources of Revenue and Other Receipts	UACS CODE	REVENUE TARGET (Annual) per BESF	Actual Revenue and Other Receipts Collections					Cumulative Remittance/Deposits to Date			Variance		Remarks
			1st Quarter Ending March 31	2nd Quarter Ending June 30	3rd Quarter Ending September 30	4th Quarter Ending December 31	Total	Remittance to BTr	Deposited with AGDB	Total	Amount	%	
1	2	3	4	5	6	7	8=(4+5+6+7)	9	10	11=(9+10)	12=(8-3)	13=(12/3)	14
Regular Agency Fund		12,500,000.00	4,207,659.26	5,413,125.51	6,673,842.43	0.00	16,294,627.20	16,294,627.20	0.00	16,294,627.20	3,794,627.20	30 %	
Revenue Collections		12,500,000.00	3,706,573.56	5,279,752.14	6,521,144.20	0.00	15,507,469.90	15,507,469.90	0.00	15,507,469.90	3,007,469.90	24 %	
Cash Revenue		12,500,000.00	3,706,573.56	5,279,752.14	6,521,144.20	0.00	15,507,469.90	15,507,469.90	0.00	15,507,469.90	3,007,469.90	24 %	
Non-Tax		12,500,000.00	3,706,573.56	5,279,752.14	6,521,144.20	0.00	15,507,469.90	15,507,469.90	0.00	15,507,469.90	3,007,469.90	24 %	
Fines and Penalties - Service Income	4020114000	0.00	22,787.40	56,099.51	30,234.56	0.00	109,121.47	109,121.47	0.00	109,121.47	109,121.47	0 %	
Other Service Income	4020199099	12,500,000.00	3,683,786.16	5,223,652.63	6,490,909.64	0.00	15,398,348.43	15,398,348.43	0.00	15,398,348.43	2,898,348.43	23 %	inclusive of collections pertaining to prior year's income/receivables amounting to P6,285,307.07
Non-Revenue Collections/Other Receipts		0.00	501,085.70	133,373.37	152,698.23	0.00	787,157.30	787,157.30	0.00	787,157.30	787,157.30	0 %	
Cash Receipts		0.00	501,085.70	133,373.37	152,698.23	0.00	787,157.30	787,157.30	0.00	787,157.30	787,157.30	0 %	
Others		0.00	501,085.70	133,373.37	152,698.23	0.00	787,157.30	787,157.30	0.00	787,157.30	787,157.30	0 %	
Others	1040101099	0.00	501,085.70	133,373.37	152,698.23	0.00	787,157.30	787,157.30	0.00	787,157.30	787,157.30	0 %	Breakdown are as follows: 1. P12,717.36- Refund of Cash Advances 2. P544,708.28 - Refund of Overpayments 3. P229,731.66 - Refund of Fund Transfers, Proceeds from insurance claims/indemnities
GRAND TOTAL		12,500,000.00	4,207,659.26	5,413,125.51	6,673,842.43	0.00	16,294,627.20	16,294,627.20	0.00	16,294,627.20	3,794,627.20	30 %	

Certified Correct:

 Digitally signed by Gay Concepcion S. Bugagao
GAY CONCEPCION S. BUGAGAO
 Accountant III
 Date: October 24, 2023 11:21 AM

Certified Correct:

 Date: October 24, 2023 11:21 AM


Recommending Approval By:

 Digitally signed by Cayaban May Celicious
MAY C. CAYABAN
 Chief Administrative Officer
 Date: October 24, 2023 11:25 AM

Approved By:

 Digitally signed by Franz A. de Leon, Ph.D.
 Date: 2023.10.24 18:16:48+0800
FRANZ A. DE LEON, PH.D.
 Head of Agency
 Date: October 24, 2023 12:00 PM

QUARTERLY REPORT OF REVENUE AND OTHER RECEIPTS
As at the Quarter Ending September 30, 2023

Department : Department of Science and Technology (DOST)
Agency/Entity : Advanced Science and Technology Institute
Operating Unit : < not applicable >
Organization Code (UACS) : 19 002 0000000
Fund Cluster : 07 - Trust Receipts

Classification/Sources of Revenue and Other Receipts	UACS CODE	REVENUE TARGET (Annual) per BESF	Actual Revenue and Other Receipts Collections					Cumulative Remittance/Deposits to Date			Variance		Remarks
			1st Quarter Ending March 31	2nd Quarter Ending June 30	3rd Quarter Ending September 30	4th Quarter Ending December 31	Total	Remittance to BTr	Deposited with AGDB	Total	Amount	%	
1	2	3	4	5	6	7	8=(4+5+6+7)	9	10	11=(9+10)	12=(8-3)	13=(12/3)	14
Trust Receipts		120,500,000.00	6,817,248.29	22,707,806.20	182,692,551.93	0.00	212,217,606.42	212,217,606.42	0.00	212,217,606.42	91,717,606.42	76 %	
Inter-Agency Transferred Funds (IATF) Deposited with the National Treasury		120,000,000.00	5,848,401.99	22,554,130.20	182,571,529.43	0.00	210,974,061.62	210,974,061.62	0.00	210,974,061.62	90,974,061.62	76 %	
Due to Other NGAs		120,000,000.00	5,848,401.99	22,554,130.20	182,571,529.43	0.00	210,974,061.62	210,974,061.62	0.00	210,974,061.62	90,974,061.62	76 %	with adjustment for revenue target, from P100M to P120M, to reflect the correct amount based on 2023 GAA
Other Trust Receipts Deposited with the National Treasury		500,000.00	968,846.30	153,676.00	121,022.50	0.00	1,243,544.80	1,243,544.80	0.00	1,243,544.80	743,544.80	149 %	
Guaranty/Security Deposits Payable (Bidders/Performance/Warranty Bonds)		0.00	143,452.50	48,376.00	41,022.50	0.00	232,851.00	232,851.00	0.00	232,851.00	232,851.00	0 %	
Other Payables (Income from Commercialized Tech.- Royalty Share of Researcher & ASTI)		500,000.00	776,393.80	86,300.00	0.00	0.00	862,693.80	862,693.80	0.00	862,693.80	362,693.80	73 %	
Trust Liabilities (Proceeds from sale of Bid Documents)		0.00	49,000.00	19,000.00	80,000.00	0.00	148,000.00	148,000.00	0.00	148,000.00	148,000.00	0 %	
GRAND TOTAL		120,500,000.00	6,817,248.29	22,707,806.20	182,692,551.93	0.00	212,217,606.42	212,217,606.42	0.00	212,217,606.42	91,717,606.42	76 %	

Certified Correct:

 Digitally signed by Gay Concepcion S. Bugagao
 GAY CONCEPCION S. BUGAGAO
 Accountant III
 Date: October 24, 2023 11:21 AM

Certified Correct:

 Date: October 24, 2023 11:21 AM

Recommending Approval By:

 Digitally signed by Cayaban May Celicious
 MAY C. CAYABAN
 Chief Administrative Officer
 Date: October 24, 2023 11:25 AM

Approved By:

 Digitally signed by Franz A. De Leon, Ph.D.
 FRANZ A. DE LEON, PH.D.
 Head of Agency
 Date: October 24, 2023 12:00 PM