

QUARTERLY REPORT OF REVENUE AND OTHER RECEIPTS

As at the Quarter Ending March 31, 2023

Department : Department of Science and Technology (DOST)
 Agency : Advanced Science and Technology Institute
 Operating Unit : < not applicable >
 Organization Code (UACS) : 19 002 0000000
 Fund Cluster : 01 - Regular Agency Fund

| Classsification/Sources of Revenue and Other Receipts | UACS CODE | REVENUE TARGET (Annual) per BESF | Actual Revenue and Other Receipts Collections | | | | | Cumulative Remittance/Deposits to Date | | | Variance | | Remarks |
|---|------------|----------------------------------|---|----------------------------|-----------------------------|----------------------------|------------------|--|---------------------|--------------|----------------|-----------|--|
| | | | 1st Quarter Ending March 31 | 2nd Quarter Ending June 30 | 3rd Quarter Ending Sept. 30 | 4th Quarter Ending Dec. 31 | Total | Remittance to BTr | Deposited with AGDB | TOTAL | Amount | % | |
| 1 | 2 | 3 | 4 | 5 | 6 | 7 | 8=[{6+(-)7}-8+9] | 9 | 10 | 11=(9+10) | 12=(8-3) | 13=(12/3) | 14 |
| Regular Agency Fund | | 12,500,000.00 | 4,207,659.26 | 0.00 | 0.00 | 0.00 | 4,207,659.26 | 4,207,659.26 | 0.00 | 4,207,659.26 | (8,292,340.74) | -66 % | |
| Revenue Collections | | 12,500,000.00 | 3,706,573.56 | 0.00 | 0.00 | 0.00 | 3,706,573.56 | 3,706,573.56 | 0.00 | 3,706,573.56 | (8,793,426.44) | -70 % | |
| Cash Revenue | | 12,500,000.00 | 3,706,573.56 | 0.00 | 0.00 | 0.00 | 3,706,573.56 | 3,706,573.56 | 0.00 | 3,706,573.56 | (8,793,426.44) | -70 % | |
| Non-Tax | | 12,500,000.00 | 3,706,573.56 | 0.00 | 0.00 | 0.00 | 3,706,573.56 | 3,706,573.56 | 0.00 | 3,706,573.56 | (8,793,426.44) | -70 % | |
| Fines and Penalties - Service Income | 4020114000 | 0.00 | 22,787.40 | 0.00 | 0.00 | 0.00 | 22,787.40 | 22,787.40 | 0.00 | 22,787.40 | 22,787.40 | 0 % | Pertains to liquidated damages/penalty on late delivery of goods/services by suppliers with collections effected through outright deductions from claims. |
| Other Service Income | 4020199099 | 12,500,000.00 | 3,683,786.16 | 0.00 | 0.00 | 0.00 | 3,683,786.16 | 3,683,786.16 | 0.00 | 3,683,786.16 | (8,816,213.84) | -71 % | Payment for services completely delivered for the period January to March were not yet received from clients. Moreover, actual revenue for the quarter is inclusive of collections pertaining to prior year's recognized revenue/receivables amounting to P3, 121,029.93 |
| Non-Revenue Collections/Other Receipts | | 0.00 | 501,085.70 | 0.00 | 0.00 | 0.00 | 501,085.70 | 501,085.70 | 0.00 | 501,085.70 | 501,085.70 | 0 % | |
| Cash Receipts | | 0.00 | 501,085.70 | 0.00 | 0.00 | 0.00 | 501,085.70 | 501,085.70 | 0.00 | 501,085.70 | 501,085.70 | 0 % | |
| Others | | 0.00 | 501,085.70 | 0.00 | 0.00 | 0.00 | 501,085.70 | 501,085.70 | 0.00 | 501,085.70 | 501,085.70 | 0 % | |
| Others | 1040101099 | 0.00 | 501,085.70 | 0.00 | 0.00 | 0.00 | 501,085.70 | 501,085.70 | 0.00 | 501,085.70 | 501,085.70 | 0 % | Breakdown are as follows: 1. Refund of Cash Advances amounting to P10, 752.79 2. Refund of Overpayments amounting to P280, 731.73 3. Refund of Fund Transfers amounting to P209, 601.18 |
| TOTAL | | 12,500,000.00 | 4,207,659.26 | 0.00 | 0.00 | 0.00 | 4,207,659.26 | 4,207,659.26 | 0.00 | 4,207,659.26 | (8,292,340.74) | -66 % | |

Certified Correct:



Digitally signed by Gay
Concepcion S. Bugagao

GAY CONCEPCION S. BUGAGAO

Accountant III

Date: 04/12/23 18:04 PM

Certified Correct:

-

-

Date: 4/12/23 6:40 PM

Recommending Approval:



Digitally signed
by Cayaban May
Celicious

MAY C. CAYABAN

Chief Administrative Officer

Date: 4/12/23 6:42 PM

Approved By:



Digitally signed by Franz
A. de Leon, Ph.D.
Date: 2023.04.13 12:17:
52+08'00"

FRANZ A. DE LEON, PH.D.

Head of Agency


Date: 4/12/23 6:45 PM

QUARTERLY REPORT OF REVENUE AND OTHER RECEIPTS

As at the Quarter Ending March 31, 2023


Department : Department of Science and Technology (DOST)
 Agency : Advanced Science and Technology Institute
 Operating Unit : < not applicable >
 Organization Code (UACS) : 19 002 0000000
 Fund Cluster : 07 - Trust Receipts


| Classsification/Sources of Revenue and Other Receipts | UACS CODE | REVENUE TARGET (Annual) per BESF | Actual Revenue and Other Receipts Collections | | | | | Cumulative Remittance/Deposits to Date | | | Variance | | Remarks |
|---|-----------|----------------------------------|---|----------------------------|-----------------------------|----------------------------|------------------|--|---------------------|--------------|-----------------|-----------|--|
| | | | 1st Quarter Ending March 31 | 2nd Quarter Ending June 30 | 3rd Quarter Ending Sept. 30 | 4th Quarter Ending Dec. 31 | Total | Remittance to BTr | Deposited with AGDB | TOTAL | Amount | % | |
| 1 | 2 | 3 | 4 | 5 | 6 | 7 | 8=[{6+(-)7}-8+9] | 9 | 10 | 11=(9+10) | 12=(8-3) | 13=(12/3) | 14 |
| Trust Receipts | | 100,500,000.00 | 6,817,248.29 | 0.00 | 0.00 | 0.00 | 6,817,248.29 | 6,817,248.29 | 0.00 | 6,817,248.29 | (93,682,751.71) | -93 % | |
| Inter-Agency Transferred Funds (IATF) Deposited with the National Treasury | | 100,000,000.00 | 5,848,401.99 | 0.00 | 0.00 | 0.00 | 5,848,401.99 | 5,848,401.99 | 0.00 | 5,848,401.99 | (94,151,598.01) | -94 % | |
| Due to Other NGAs | | 100,000,000.00 | 5,848,401.99 | 0.00 | 0.00 | 0.00 | 5,848,401.99 | 5,848,401.99 | 0.00 | 5,848,401.99 | (94,151,598.01) | -94 % | |
| Other Trust Receipts Deposited with the National Treasury | | 500,000.00 | 968,846.30 | 0.00 | 0.00 | 0.00 | 968,846.30 | 968,846.30 | 0.00 | 968,846.30 | 468,846.30 | 94 % | |
| Guaranty/Security Deposits Payable (Bidders/Performance/Warranty Bonds) | | 0.00 | 143,452.50 | 0.00 | 0.00 | 0.00 | 143,452.50 | 143,452.50 | 0.00 | 143,452.50 | 143,452.50 | 0 % | |
| Other Payables (Income from Commercialized Tech.- Royalty Share of Researcher & ASTI) | | 500,000.00 | 776,393.80 | 0.00 | 0.00 | 0.00 | 776,393.80 | 776,393.80 | 0.00 | 776,393.80 | 276,393.80 | 55 % | Pertains to collections of prior year's recognized revenue/receivables |
| Trust Liabilities (Proceeds from sale of Bid Documents) | | 0.00 | 49,000.00 | 0.00 | 0.00 | 0.00 | 49,000.00 | 49,000.00 | 0.00 | 49,000.00 | 49,000.00 | 0 % | |
| TOTAL | | 100,500,000.00 | 6,817,248.29 | 0.00 | 0.00 | 0.00 | 6,817,248.29 | 6,817,248.29 | 0.00 | 6,817,248.29 | (93,682,751.71) | -93 % | |

Certified Correct:

 Digitally signed by Gay Concepcion S. Bugagao
 GAY CONCEPCION S. BUGAGAO
 Accountant III
 Date: 04/12/23 18:04 PM

Certified Correct:

 -
 Date: 4/12/23 6:40 PM

Recommending Approval:

 Digitally signed by Cayaban May Celicious
 MAY C. CAYABAN
 Chief Administrative Officer
 Date: 4/12/23 6:42 PM

Approved By:

 Digitally signed by Franz A. de Leon, Ph.D.
 Date: 2023.04.13 12:18:06+08'00'
 FRANZ A. DE LEON, PH.D.
 Head of Agency
 Date: 4/12/23 6:45 PM