


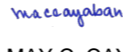
QUARTERLY REPORT OF REVENUE AND OTHER RECEIPTS
As at the Quarter Ending March 31, 2026


Department : Department of Science and Technology (DOST)
 Agency/Entity : Advanced Science and Technology Institute
 Operating Unit : < not applicable >
 Organization Code (UACS) : 19 002 0000000
 Fund Cluster : 07 - Trust Receipts

Classification/Sources of Revenue and Other Receipts	UACS CODE	REVENUE TARGET (Annual) per BESF	Actual Revenue and Other Receipts Collections					Cumulative Remittance/Deposits to Date			Variance		Remarks
			1st Quarter Ending March 31	2nd Quarter Ending June 30	3rd Quarter Ending September 30	4th Quarter Ending December 31	Total	Remittance to BTr	Deposited with AGDB	Total	Amount	%	
1	2	3	4	5	6	7	8=(4+5+6+7)	9	10	11=(9+10)	12=(8-3)	13=(12/3)	14
Trust Receipts		120,666,666.67	34,468,270.49	0.00	0.00	0.00	34,468,270.49	34,468,270.49	0.00	34,468,270.49	(86,198,396.18)	-71 %	
Inter-Agency Transferred Funds (IATF) Deposited with the National Treasury		120,000,000.00	34,214,861.40	0.00	0.00	0.00	34,214,861.40	34,214,861.40	0.00	34,214,861.40	(85,785,138.60)	-71 %	
Due to Other NGAs		120,000,000.00	34,214,861.40	0.00	0.00	0.00	34,214,861.40	34,214,861.40	0.00	34,214,861.40	(85,785,138.60)	-71 %	
Other Trust Receipts Deposited with the National Treasury		666,666.67	253,409.09	0.00	0.00	0.00	253,409.09	253,409.09	0.00	253,409.09	(413,257.58)	-62 %	
Trust Liabilities (Proceeds from sale of Bid Documents)		0.00	70,500.00	0.00	0.00	0.00	70,500.00	70,500.00	0.00	70,500.00	70,500.00	0 %	
Guaranty/Security Deposits Payable (Bidders/Performance/Warranty Bonds)		0.00	56,093.09	0.00	0.00	0.00	56,093.09	56,093.09	0.00	56,093.09	56,093.09	0 %	
Other Payables (Income from Commercialized Tech - Royalty Share of Researcher)		666,666.67	126,816.00	0.00	0.00	0.00	126,816.00	126,816.00	0.00	126,816.00	(539,850.67)	-81 %	
GRAND TOTAL		120,666,666.67	34,468,270.49	0.00	0.00	0.00	34,468,270.49	34,468,270.49	0.00	34,468,270.49	(86,198,396.18)	-71 %	

Certified Correct:

 Digitally signed by Gay Concepcion S. Bugagao
 GAY CONCEPCION S. BUGAGAO
 ACCOUNTANT III
 Date: April 16, 2026 09:45 AM

Certified Correct:
 N/A
 N/A
 Date: April 16, 2026 09:45 AM


Recommending Approval By:

 Digitally signed by May C. Cayaban
 MAY C. CAYABAN
 CHIEF ADMINISTRATIVE OFFICER
 Date: April 16, 2026 10:04 AM

Approved By:

 Digitally signed by Franz A. De Leon, Ph.D.
 FRANZ A. DE LEON, PH.D.
 DIRECTOR
 Date: April 16, 2026 10:17 AM


QUARTERLY REPORT OF REVENUE AND OTHER RECEIPTS
As at the Quarter Ending March 31, 2026


Department : Department of Science and Technology (DOST)
 Agency/Entity : Advanced Science and Technology Institute
 Operating Unit : < not applicable >
 Organization Code (UACS) : 19 002 0000000
 Fund Cluster : 01 - Regular Agency Fund

Classification/Sources of Revenue and Other Receipts	UACS CODE	REVENUE TARGET (Annual) per BESF	Actual Revenue and Other Receipts Collections					Cumulative Remittance/Deposits to Date			Variance		Remarks
			1st Quarter Ending March 31	2nd Quarter Ending June 30	3rd Quarter Ending September 30	4th Quarter Ending December 31	Total	Remittance to BTr	Deposited with AGDB	Total	Amount	%	
1	2	3	4	5	6	7	8=(4+5+6+7)	9	10	11=(9+10)	12=(8-3)	13=(12/3)	14
Regular Agency Fund		13,000,000.00	2,793,377.60	0.00	0.00	0.00	2,793,377.60	2,763,607.41	0.00	2,763,607.41	(10,206,622.40)	-79 %	
Revenue Collections		13,000,000.00	2,715,824.35	0.00	0.00	0.00	2,715,824.35	2,686,054.16	0.00	2,686,054.16	(10,284,175.65)	-79 %	
Cash Revenue		13,000,000.00	2,715,824.35	0.00	0.00	0.00	2,715,824.35	2,686,054.16	0.00	2,686,054.16	(10,284,175.65)	-79 %	
Non-Tax		13,000,000.00	2,715,824.35	0.00	0.00	0.00	2,715,824.35	2,686,054.16	0.00	2,686,054.16	(10,284,175.65)	-79 %	
Fines and Penalties - Service Income	4020114000	0.00	29,770.19	0.00	0.00	0.00	29,770.19	0.00	0.00	0.00	29,770.19	0 %	
Other Service Income	4020199099	13,000,000.00	2,686,054.16	0.00	0.00	0.00	2,686,054.16	2,686,054.16	0.00	2,686,054.16	(10,313,945.84)	-79 %	
Non-Revenue Collections/Other Receipts		0.00	77,553.25	0.00	0.00	0.00	77,553.25	77,553.25	0.00	77,553.25	77,553.25	0 %	
Cash Receipts		0.00	77,553.25	0.00	0.00	0.00	77,553.25	77,553.25	0.00	77,553.25	77,553.25	0 %	
Others		0.00	77,553.25	0.00	0.00	0.00	77,553.25	77,553.25	0.00	77,553.25	77,553.25	0 %	
Miscellaneous Income	4060999000	0.00	77,553.25	0.00	0.00	0.00	77,553.25	77,553.25	0.00	77,553.25	77,553.25	0 %	Breakdown are as follows: (1) P59,776.57 - Refund of Overpayments and (2) P 17,776.68 - TMC share of Manila Water charges
GRAND TOTAL		13,000,000.00	2,793,377.60	0.00	0.00	0.00	2,793,377.60	2,763,607.41	0.00	2,763,607.41	(10,206,622.40)	-79 %	

Certified Correct:

 Digitally signed by Gay Concepcion S. Bugagao
 GAY CONCEPCION S. BUGAGAO
 ACCOUNTANT III
 Date: April 16, 2026 09:45 AM

Certified Correct:
 N/A
 N/A
 Date: April 16, 2026 09:45 AM

Recommending Approval By:

 Digitally signed by May C. Cayaban
 MAY C. CAYABAN
 CHIEF ADMINISTRATIVE OFFICER
 Date: April 16, 2026 10:04 AM

Approved By:

 Digitally signed by Franz A. De Leon, Ph.D.
 FRANZ A. DE LEON, PH.D.
 DIRECTOR
 Date: April 16, 2026 10:17 AM