



QUARTERLY REPORT OF REVENUE AND OTHER RECEIPTS  
As at the Quarter Ending March 31, 2025


Department : Department of Science and Technology (DOST)  
Agency/Entity : Advanced Science and Technology Institute  
Operating Unit : < not applicable >  
Organization Code (UACS) : 19 002 0000000  
Fund Cluster : 01 - Regular Agency Fund

Classsification/Sources of Revenue and Other Receipts	UACS CODE	REVENUE TARGET (Annual) per BESF	Actual Revenue and Other Receipts Collections					Cumulative Remittance/Deposits to Date			Variance		Remarks
			1st Quarter Ending March 31	2nd Quarter Ending June 30	3rd Quarter Ending September 30	4th Quarter Ending December 31	Total	Remittance to BTr	Deposited with AGDB	Total	Amount	%	
1	2	3	4	5	6	7	8=(4+5+6+7)	9	10	11=(9+10)	12=(8-3)	13=(12/3)	14
Regular Agency Fund		13,000,000.00	3,599,981.83	0.00	0.00	0.00	3,599,981.83	3,599,981.83	0.00	3,599,981.83	(9,400,018.17)	-72 %	
Revenue Collections		13,000,000.00	3,284,964.26	0.00	0.00	0.00	3,284,964.26	3,284,964.26	0.00	3,284,964.26	(9,715,035.74)	-75 %	
Cash Revenue		13,000,000.00	3,284,964.26	0.00	0.00	0.00	3,284,964.26	3,284,964.26	0.00	3,284,964.26	(9,715,035.74)	-75 %	
Non-Tax		13,000,000.00	3,284,964.26	0.00	0.00	0.00	3,284,964.26	3,284,964.26	0.00	3,284,964.26	(9,715,035.74)	-75 %	
Other Service Income	4020199099	13,000,000.00	3,278,286.48	0.00	0.00	0.00	3,278,286.48	3,278,286.48	0.00	3,278,286.48	(9,721,713.52)	-75 %	
Miscellaneous Income	4060999000	0.00	6,677.78	0.00	0.00	0.00	6,677.78	6,677.78	0.00	6,677.78	6,677.78	0 %	Breakdown are as follows: (1) P6,063.33 - Fines and Penalties (liquidated damages) , and (2) P614.45 - Proceeds from sale of valueless records
Non-Revenue Collections/Other Receipts		0.00	315,017.57	0.00	0.00	0.00	315,017.57	315,017.57	0.00	315,017.57	315,017.57	0 %	
Cash Receipts		0.00	315,017.57	0.00	0.00	0.00	315,017.57	315,017.57	0.00	315,017.57	315,017.57	0 %	
Others		0.00	315,017.57	0.00	0.00	0.00	315,017.57	315,017.57	0.00	315,017.57	315,017.57	0 %	
Others	1040101099	0.00	315,017.57	0.00	0.00	0.00	315,017.57	315,017.57	0.00	315,017.57	315,017.57	0 %	Breakdown are as follows: (1) P35, 000.00 - Refund of cash advances, and (2) P280,017.57 - Refund of overpayments
GRAND TOTAL		13,000,000.00	3,599,981.83	0.00	0.00	0.00	3,599,981.83	3,599,981.83	0.00	3,599,981.83	(9,400,018.17)	-72 %	

Certified Correct:  
  
Digitally signed by Gay Concepcion S. Bugagao  
GAY CONCEPCION S. BUGAGAO  
Accountant III  
Date: April 28, 2025 08:26 AM

Certified Correct:  
  
Date: April 28, 2025 08:26 AM


Recommending Approval By:  
  
Digitally signed by May C. Cayaban  
Cayaban May Celicious  
MAY C. CAYABAN  
Chief Administrative Officer  
Date: April 28, 2025 08:29 AM

Approved By:  
  
Digitally signed by Franz A. de Leon, Ph.D.  
Franz A. de Leon, Ph.D.  
Date: 2025.04.28 18:58:00+07426107  
FRANZ A. DE LEON, PH.D.  
Director  
Date: April 28, 2025 08:33 AM


QUARTERLY REPORT OF REVENUE AND OTHER RECEIPTS  
As at the Quarter Ending March 31, 2025


Department : Department of Science and Technology (DOST)  
Agency/Entity : Advanced Science and Technology Institute  
Operating Unit : < not applicable >  
Organization Code (UACS) : 19 002 0000000  
Fund Cluster : 07 - Trust Receipts

Classsification/Sources of Revenue and Other Receipts	UACS CODE	REVENUE TARGET (Annual) per BESF	Actual Revenue and Other Receipts Collections					Cumulative Remittance/Deposits to Date			Variance		Remarks
			1st Quarter Ending March 31	2nd Quarter Ending June 30	3rd Quarter Ending September 30	4th Quarter Ending December 31	Total	Remittance to BTr	Deposited with AGDB	Total	Amount	%	
1	2	3	4	5	6	7	8=(4+5+6+7)	9	10	11=(9+10)	12=(8-3)	13=(12/3)	14
Trust Receipts		120,666,666.67	18,390,943.34	0.00	0.00	0.00	18,390,943.34	18,390,943.34	0.00	18,390,943.34	(102,275,723.33)	-85 %	
Inter-Agency Transferred Funds (IATF) Deposited with the National Treasury		120,000,000.00	15,005,188.00	0.00	0.00	0.00	15,005,188.00	15,005,188.00	0.00	15,005,188.00	(104,994,812.00)	-87 %	
Due to Other NGAs		120,000,000.00	15,005,188.00	0.00	0.00	0.00	15,005,188.00	15,005,188.00	0.00	15,005,188.00	(104,994,812.00)	-87 %	
Other Trust Receipts Deposited with the National Treasury		666,666.67	3,385,755.34	0.00	0.00	0.00	3,385,755.34	3,385,755.34	0.00	3,385,755.34	2,719,088.67	408 %	
Trust Liabilities (Proceeds from sale of Bid Documents)		0.00	5,000.00	0.00	0.00	0.00	5,000.00	5,000.00	0.00	5,000.00	5,000.00	0 %	
Guaranty/Security Deposits Payable (Bidders/Performance/Warranty Bonds)		0.00	2,858,305.55	0.00	0.00	0.00	2,858,305.55	2,858,305.55	0.00	2,858,305.55	2,858,305.55	0 %	
Other Payables (Income from Commercialized Tech.-Royalty Share of Researcher)		666,666.67	522,449.79	0.00	0.00	0.00	522,449.79	522,449.79	0.00	522,449.79	(144,216.88)	-22 %	
GRAND TOTAL		120,666,666.67	18,390,943.34	0.00	0.00	0.00	18,390,943.34	18,390,943.34	0.00	18,390,943.34	(102,275,723.33)	-85 %	

Certified Correct:  
  
Digitally signed by Gay Concepcion S. Bugagao  
GAY CONCEPCION S. BUGAGAO  
Accountant III  
Date: April 28, 2025 08:26 AM

Certified Correct:  
  
Date: April 28, 2025 08:26 AM

Recommending Approval By:  
  
Digitally signed by Cayaban May Celicious  
MAY C. CAYABAN  
Chief Administrative Officer  
Date: April 28, 2025 08:29 AM

Approved By:  
  
Digitally signed by Franz A. De Leon, Ph.D.  
FRANZ A. DE LEON, PH.D.  
Director  
Date: April 28, 2025 08:33 AM