


QUARTERLY REPORT OF REVENUE AND OTHER RECEIPTS

As at the Quarter Ending December 31, 2022


Department : Department of Science and Technology (DOST)
 Agency : Advanced Science and Technology Institute
 Operating Unit : < not applicable >
 Organization Code (UACS) : 19 002 0000000
 Fund Cluster : 01 - Regular Agency Fund


Classsification/Sources of Revenue and Other Receipts	UACS CODE	REVENUE TARGET (Annual) per BESF	Actual Revenue and Other Receipts Collections					Cumulative Remittance/Deposits to Date			Variance		Remarks
			1st Quarter Ending March 31	2nd Quarter Ending June 30	3rd Quarter Ending Sept. 30	4th Quarter Ending Dec. 31	Total	Remittance to BTr	Deposited with AGDB	TOTAL	Amount	%	
1	2	3	4	5	6	7	8=[{6+(-)7}-8+9]	9	10	11=(9+10)	12=(8-3)	13=(12/3)	14
Regular Agency Fund		12,500,000.00	489,288.73	2,106,625.26	4,219,381.69	8,102,445.78	14,917,741.46	14,917,741.46	0.00	14,917,741.46	2,417,741.46	19 %	
Revenue Collections		12,500,000.00	200,470.55	1,935,066.63	4,089,126.20	8,082,831.63	14,307,495.01	14,307,495.01	0.00	14,307,495.01	1,807,495.01	14 %	
Cash Revenue		12,500,000.00	200,470.55	1,935,066.63	4,089,126.20	8,082,831.63	14,307,495.01	14,307,495.01	0.00	14,307,495.01	1,807,495.01	14 %	
Non-Tax		12,500,000.00	200,470.55	1,935,066.63	4,089,126.20	8,082,831.63	14,307,495.01	14,307,495.01	0.00	14,307,495.01	1,807,495.01	14 %	
Other Service Income	4020199099	12,500,000.00	200,470.55	1,935,066.63	4,089,126.20	8,082,831.63	14,307,495.01	14,307,495.01	0.00	14,307,495.01	1,807,495.01	14 %	Additional collections pertaining to prior year's income/receivables amounting to P13,162,134.36 were remitted to BTR
Non-Revenue Collections/Other Receipts		0.00	288,818.18	171,558.63	130,255.49	19,614.15	610,246.45	610,246.45	0.00	610,246.45	610,246.45	0 %	
Cash Receipts		0.00	288,818.18	171,558.63	88,865.17	19,614.15	568,856.13	568,856.13	0.00	568,856.13	568,856.13	0 %	
Others		0.00	288,818.18	171,558.63	88,865.17	19,614.15	568,856.13	568,856.13	0.00	568,856.13	568,856.13	0 %	
Others	1040101099	0.00	288,818.18	171,558.63	88,865.17	19,614.15	568,856.13	568,856.13	0.00	568,856.13	568,856.13	0 %	
Non-Cash Receipts		0.00	0.00	0.00	41,390.32	0.00	41,390.32	41,390.32	0.00	41,390.32	41,390.32	0 %	
Collections effected through outright deductions from claims		0.00	0.00	0.00	41,390.32	0.00	41,390.32	41,390.32	0.00	41,390.32	41,390.32	0 %	
Fines and Penalties - Service Income	4020114000	0.00	0.00	0.00	41,390.32	0.00	41,390.32	41,390.32	0.00	41,390.32	41,390.32	0 %	
TOTAL		12,500,000.00	489,288.73	2,106,625.26	4,219,381.69	8,102,445.78	14,917,741.46	14,917,741.46	0.00	14,917,741.46	2,417,741.46	19 %	

Certified Correct:

 Digitally signed by Gay Concepcion S. Bugagao
 GAY CONCEPCION S. BUGAGAO
 Accountant III
 Date:

Certified Correct:
 -

 -
 Date:

Recommending Approval:

 Digitally signed by Cayaban May Celicious
 MAY C. CAYABAN
 Chief Administrative Officer
 Date:


Approved By:

 Digitally signed by Franz A. de Leon, Ph.D.
 Date: 2023.01.18 15:54:19+08'00'
 FRANZ A. DE LEON, PH.D.
 Head of Agency
 Date:

QUARTERLY REPORT OF REVENUE AND OTHER RECEIPTS

As at the Quarter Ending December 31, 2022


Department : Department of Science and Technology (DOST)
 Agency : Advanced Science and Technology Institute
 Operating Unit : < not applicable >
 Organization Code (UACS) : 19 002 0000000
 Fund Cluster : 07 - Trust Receipts


Classsification/Sources of Revenue and Other Receipts	UACS CODE	REVENUE TARGET (Annual) per BESF	Actual Revenue and Other Receipts Collections					Cumulative Remittance/Deposits to Date			Variance		Remarks
			1st Quarter Ending March 31	2nd Quarter Ending June 30	3rd Quarter Ending Sept. 30	4th Quarter Ending Dec. 31	Total	Remittance to BTr	Deposited with AGDB	TOTAL	Amount	%	
1	2	3	4	5	6	7	8=[{6+(-)7}-8+9]	9	10	11=(9+10)	12=(8-3)	13=(12/3)	14
Trust Receipts		100,500,000.00	90,487,622.96	48,825,245.65	139,727,825.58	35,862,726.61	314,903,420.80	314,903,420.80	0.00	314,903,420.80	214,403,420.80	213 %	
Inter-Agency Transferred Funds (IATF) Deposited with the National Treasury		100,000,000.00	89,795,812.96	48,491,053.20	139,649,825.58	32,699,566.91	310,636,258.65	310,636,258.65	0.00	310,636,258.65	210,636,258.65	211 %	
Due to Other NGAs		100,000,000.00	89,795,812.96	48,491,053.20	139,649,825.58	32,699,566.91	310,636,258.65	310,636,258.65	0.00	310,636,258.65	210,636,258.65	211 %	
Other Trust Receipts Deposited with the National Treasury		500,000.00	691,810.00	334,192.45	78,000.00	3,163,159.70	4,267,162.15	4,267,162.15	0.00	4,267,162.15	3,767,162.15	753 %	
Trust Liabilities (Proceeds from sale of bid document)		0.00	74,300.00	95,500.00	78,000.00	182,000.00	429,800.00	429,800.00	0.00	429,800.00	429,800.00	0 %	
Guaranty/ Security Deposits Payable		0.00	617,510.00	238,692.45	0.00	2,479,206.80	3,335,409.25	3,335,409.25	0.00	3,335,409.25	3,335,409.25	0 %	
Other Payable (Income from Commercialized Tech.- Royalty Share of Researcher &ASTI)		500,000.00	0.00	0.00	0.00	501,952.90	501,952.90	501,952.90	0.00	501,952.90	1,952.90	0 %	
TOTAL		100,500,000.00	90,487,622.96	48,825,245.65	139,727,825.58	35,862,726.61	314,903,420.80	314,903,420.80	0.00	314,903,420.80	214,403,420.80	213 %	

Certified Correct:

 Digitally signed by Gay Concepcion S. Bugagao
 GAY CONCEPCION S. BUGAGAO
 Accountant III
 Date:

Certified Correct:
 -

 -
 Date:

Recommending Approval:

 Digitally signed by Cayaban May Celicious
 MAY C. CAYABAN
 Chief Administrative Officer
 Date:

Approved By:

 Digitally signed by Franz A. de Leon, Ph.D.
 Date: 2023.01.18 15:54:06+08'00'
 FRANZ A. DE LEON, PH.D.
 Head of Agency
 Date: