

QUARTERLY REPORT OF REVENUE AND OTHER RECEIPTS


As at the Quarter Ending September 30, 2021


Department : Department of Science and Technology (DOST)
 Agency : Advanced Science and Technology Institute
 Operating Unit : < not applicable >
 Organization Code (UACS) : 19 002 0000000
 Fund Cluster : 01 - Regular Agency Fund


Classification/Sources of Revenue and Other Receipts	UACS CODE	REVENUE TARGET (Annual) per BESF	Actual Revenue and Other Receipts Collections					Cumulative Remittance/Deposits to Date			Variance		Remarks
			1st Quarter Ending March 31	2nd Quarter Ending June 30	3rd Quarter Ending Sept. 30	4th Quarter Ending Dec. 31	Total	Remittance to BTr	Deposited with AGDB	TOTAL	Amount	%	
1	2	3	4	5	6	7	8=[{6+(-)7}-8+9]	9	10	11=(9+10)	12=(8-3)	13=(12/3)	14
Regular Agency Fund		13,800,000.00	326,430.38	839,348.61	5,372,130.71	0.00	6,537,909.70	6,537,909.70	0.00	6,537,909.70	(7,262,090.30)	-53 %	
Revenue Collections		13,800,000.00	101,746.40	770,171.68	5,097,425.40	0.00	5,969,343.48	5,969,343.48	0.00	5,969,343.48	(7,830,656.52)	-57 %	
Cash Revenue		13,800,000.00	101,746.40	770,171.68	5,097,425.40	0.00	5,969,343.48	5,969,343.48	0.00	5,969,343.48	(7,830,656.52)	-57 %	
Non-Tax		13,800,000.00	101,746.40	770,171.68	5,097,425.40	0.00	5,969,343.48	5,969,343.48	0.00	5,969,343.48	(7,830,656.52)	-57 %	
Other Service Income	4020199099	13,800,000.00	101,746.40	770,171.68	5,097,425.40	0.00	5,969,343.48	5,969,343.48	0.00	5,969,343.48	(7,830,656.52)	-57 %	Payment for services completely delivered were not yet received from clients. The total revenue for the third quarter amounting to Php 14,720,750.71 has been duly billed from our clients, therefore meeting the target quarter revenue of Php 10,350,000. However, the collection for these billings have not been fully realized given the limited workforce implemented on both our office and the clients' offices alike. Persistent follow ups and monitoring are still being made to make sure that collections will be received as soon as available. Moreover, additional collections pertaining to prior year's income/receivables were received by ASTI amounting P10,148,113.68
Non-Revenue Collections/Other Receipts		0.00	224,683.98	69,176.93	274,705.31	0.00	568,566.22	568,566.22	0.00	568,566.22	568,566.22	0 %	
Cash Receipts		0.00	137,967.67	69,176.93	143,904.56	0.00	351,049.16	351,049.16	0.00	351,049.16	351,049.16	0 %	
Others		0.00	137,967.67	69,176.93	143,904.56	0.00	351,049.16	351,049.16	0.00	351,049.16	351,049.16	0 %	

Department : Department of Science and Technology (DOST)
 Agency : Advanced Science and Technology Institute
 Operating Unit : < not applicable >
 Organization Code (UACS) : 19 002 0000000
 Fund Cluster : 01 - Regular Agency Fund

Classification/Sources of Revenue and Other Receipts	UACS CODE	REVENUE TARGET (Annual) per BESF	Actual Revenue and Other Receipts Collections					Cumulative Remittance/Deposits to Date			Variance		Remarks
			1st Quarter Ending March 31	2nd Quarter Ending June 30	3rd Quarter Ending Sept. 30	4th Quarter Ending Dec. 31	Total	Remittance to BTr	Deposited with AGDB	TOTAL	Amount	%	
1	2	3	4	5	6	7	8=[{6+(-)7}-8+9]	9	10	11=(9+10)	12=(8-3)	13=(12/3)	14
Receivables - Disallowances/Charges	1030501000	0.00	10,263.02	0.00	1,229.26	0.00	11,492.28	11,492.28	0.00	11,492.28	11,492.28	0 %	
Others	1040101099	0.00	127,704.65	69,176.93	142,675.30	0.00	339,556.88	339,556.88	0.00	339,556.88	339,556.88	0 %	
Non-Cash Receipts		0.00	86,716.31	0.00	130,800.75	0.00	217,517.06	217,517.06	0.00	217,517.06	217,517.06	0 %	
Collections effected through outright deductions from claims		0.00	86,716.31	0.00	130,800.75	0.00	217,517.06	217,517.06	0.00	217,517.06	217,517.06	0 %	
Fines and Penalties - Service Income	4020114000	0.00	86,716.31	0.00	130,800.75	0.00	217,517.06	217,517.06	0.00	217,517.06	217,517.06	0 %	pertains to liquidated damages/penalty on late delivery of goods/services by suppliers with collections effected through outright deductions from claims
TOTAL		13,800,000.00	326,430.38	839,348.61	5,372,130.71	0.00	6,537,909.70	6,537,909.70	0.00	6,537,909.70	(7,262,090.30)	-53 %	

Certified Correct:

 Digitally signed by Gay Concepcion S. Bugagao
 GAY CONCEPCION S. BUGAGAO
 Accountant III
 Date: 2021-10-04 10:49:49

Recommending Approval:

 Digitally signed by May C. Cayaban
 MAY C. CAYABAN
 Chief Administrative Officer
 Date: 2021-10-04 10:51:41


Approved By:

 Digitally signed by Franz A. de Leon, Ph.D.
 Date: 2021.10.04 22:39:26+08'00'
 FRANZ A. DE LEON, PH.D.
 Head of Agency
 Date: 2021-10-04 10:55:08


QUARTERLY REPORT OF REVENUE AND OTHER RECEIPTS


As at the Quarter Ending September 30, 2021

Department : Department of Science and Technology (DOST)
 Agency : Advanced Science and Technology Institute
 Operating Unit : < not applicable >
 Organization Code (UACS) : 19 002 0000000
 Fund Cluster : 07 - Trust Receipts

Classification/Sources of Revenue and Other Receipts	UACS CODE	REVENUE TARGET (Annual) per BESF	Actual Revenue and Other Receipts Collections					Cumulative Remittance/Deposits to Date			Variance		Remarks
			1st Quarter Ending March 31	2nd Quarter Ending June 30	3rd Quarter Ending Sept. 30	4th Quarter Ending Dec. 31	Total	Remittance to BTr	Deposited with AGDB	TOTAL	Amount	%	
1	2	3	4	5	6	7	8=[{6+(-)7}-8+9]	9	10	11=(9+10)	12=(8-3)	13=(12/3)	14
Trust Receipts		100,200,000.00	20,644,917.88	64,597,717.11	18,272,691.19	0.00	103,515,326.18	103,515,326.18	0.00	103,515,326.18	3,315,326.18	3 %	
Inter-Agency Transferred Funds (IATF) Deposited with the National Treasury		100,000,000.00	20,603,917.88	62,214,440.16	16,333,415.94	0.00	99,151,773.98	99,151,773.98	0.00	99,151,773.98	(848,226.02)	-1 %	
Due to Other NGAs		100,000,000.00	20,603,917.88	62,214,440.16	16,333,415.94	0.00	99,151,773.98	99,151,773.98	0.00	99,151,773.98	(848,226.02)	-1 %	
Other Trust Receipts Deposited with the National Treasury		200,000.00	41,000.00	2,383,276.95	1,939,275.25	0.00	4,363,552.20	4,363,552.20	0.00	4,363,552.20	4,163,552.20	2,082 %	
Trust Liabilities (Proceeds from sale of Bid Documents)		0.00	41,000.00	165,000.00	130,000.00	0.00	336,000.00	336,000.00	0.00	336,000.00	336,000.00	0 %	
Other Payables (Income from Commercialized Tech.- Royalty Share of Researcher & ASTI)		200,000.00	0.00	0.00	119,000.00	0.00	119,000.00	119,000.00	0.00	119,000.00	(81,000.00)	-40 %	Additional collections pertaining to prior year's revenue were received by ASTI amounting P81,280.00
Guaranty/ Security Deposits Payable (Bidders/Performance/Warranty Bonds)		0.00	0.00	2,218,276.95	1,690,275.25	0.00	3,908,552.20	3,908,552.20	0.00	3,908,552.20	3,908,552.20	0 %	
TOTAL		100,200,000.00	20,644,917.88	64,597,717.11	18,272,691.19	0.00	103,515,326.18	103,515,326.18	0.00	103,515,326.18	3,315,326.18	3 %	

Certified Correct:

 Digitally signed by Gay Concepcion S. Bugagao
GAY CONCEPCION S. BUGAGAO
 Accountant III
 Date: 2021-10-04 10:49:49

Recommending Approval:

 Digitally signed by May C. Cayaban
MAY C. CAYABAN
 Chief Administrative Officer
 Date: 2021-10-04 10:51:41

Approved By:

 Digitally signed by Franz A. de Leon, Ph.D.
 Date: 2021.10.04 22:39:55+08'09'
FRANZ A. DE LEON, PH.D.
 Head of Agency
 Date: 2021-10-04 10:55:08