

STATEMENT OF APPROPRIATIONS, ALLOTMENTS, OBLIGATIONS, DISBURSEMENTS AND BALANCES

As at the Quarter Ending September 30, 2021

Department : Department of Science and Technology (DOST)
Agency/Entity : Advanced Science and Technology Institute
Operating Unit : < not applicable >
Organization Code (UACS) : 19 002 0000000
Fund Cluster : 01 Regular Agency Fund
(e.g. UACS Fund Cluster: 01-Regular Agency Fund, 02-Foreign Assisted Projects Fund, 03-Special Account-Locally Funded/Domestic Grants Fund, and 04-Special Account-Foreign Assisted/Foreign Grants Fund)

Table with 2 columns: X, Current Year Appropriations; Supplemental Appropriations; Continuing Appropriations

Main financial statement table with columns: Particulars, UACS CODE, Appropriations, Allotments, Current Year Obligations, Current Year Disbursements, Balances. Includes rows for Agency Specific Budget, General Administration and Support, Operations, and various research programs.

Certified Correct:



JAYSON C. HERNANDEZ

Budget Officer

Date: 2021-10-15 17:19:58

Certified Correct:



Digitally signed by
Gay Concepcion S.
Bugagao

GAY CONCEPCION S. BUGAGAO

Accountant

Date: 2021-10-15 17:19:58

Recommending Approval:

MAY C. CAYABAN

Chief Administrative Officer

Date: 2021-10-15 17:29:31

Digitally
signed by May
C. Cayaban



Approved By:



FRANZ A. DE LEON, PH.D

Director

Date: 2021-10-15 17:38:57

Digitally signed by
Franz A. de Leon,
Ph.D.
Date: 2021.10.18
21:32:29+08'00'

STATEMENT OF APPROPRIATIONS, ALLOTMENTS, OBLIGATIONS, DISBURSEMENTS AND BALANCES

As at the Quarter Ending September 30, 2021

Department: Department of Science and Technology (DOST)
 Agency: Advanced Science and Technology Institute
 Operating Unit: < not applicable >
 Organization Code (UACS) : 19 002 0000000
 Fund Cluster: 01 Regular Agency Fund

	Current Year Appropriations
	Supplemental Appropriations
X	Continuing Appropriations

(e.g. UACS Fund Cluster: 01-Regular Agency Fund, 02-Foreign Assisted Projects Fund, 03-Special Account-Locally Funded/Domestic Grants Fund, and 04-Special Account-Foreign Assisted/Foreign Grants Fund)


Particulars	UACS CODE	Appropriations			Allotments					Current Year Obligations					Current Year Disbursements					Balances			
		Authorized Appropriations	Adjustments (Transfer To/From, Realignment)	Adjusted Appropriations	Allotments Received	Adjustments (Withdrawal, Realignment)	Transfer To	Transfer From	Adjusted Total Allotments	1st Quarter Ending March 31	2nd Quarter Ending June 30	3rd Quarter Ending Sept. 30	4th Quarter Ending Dec. 31	TOTAL	1st Quarter Ending March 31	2nd Quarter Ending June 30	3rd Quarter Ending Sept. 30	4th Quarter Ending Dec. 31	TOTAL	Unreleased Appro	Unobligated Allotments	Unpaid Obligations	
																						Due and Demandable	Not Yet Due and Demandable
1	2	3	4	5=(3+4)	6	7	8	9	10=[(6+(-)7)-8+9]	11	12	13	14	15=(11+12+13+14)	16	17	18	19	20=(16+17+18+19)	21=(5-10)	22=(10-15)	23	24
I. Continuing Appropriations		15,800,135.43	(5,471,073.54)	10,329,061.89	15,800,135.43	(5,471,073.54)	0.00	0.00	10,329,061.89	586,512.21	444,823.38	697,934.62	0.00	1,729,270.21	494,912.20	534,460.10	608,910.50	0.00	1,638,282.80	0.00	8,599,791.68	8,987.40	82,000.01
I. Agency Specific Budget		15,800,135.43	(5,471,073.54)	10,329,061.89	15,800,135.43	(5,471,073.54)	0.00	0.00	10,329,061.89	586,512.21	444,823.38	697,934.62	0.00	1,729,270.21	494,912.20	534,460.10	608,910.50	0.00	1,638,282.80	0.00	8,599,791.68	8,987.40	82,000.01
General Administration and Support	1000000000000000	10,179,249.40	(1,556,544.43)	8,622,704.97	10,179,249.40	(1,556,544.43)	0.00	0.00	8,622,704.97	105,369.49	433,101.38	625,934.62	0.00	1,164,405.49	13,769.49	522,738.10	608,910.50	0.00	1,145,418.09	0.00	7,458,299.48	8,987.40	10,000.00
General Management and Supervision	100000100001000	10,179,249.40	(1,556,544.43)	8,622,704.97	10,179,249.40	(1,556,544.43)	0.00	0.00	8,622,704.97	105,369.49	433,101.38	625,934.62	0.00	1,164,405.49	13,769.49	522,738.10	608,910.50	0.00	1,145,418.09	0.00	7,458,299.48	8,987.40	10,000.00
PS		2,813,822.79	0.00	2,813,822.79	2,813,822.79	0.00	0.00	0.00	2,813,822.79	0.00	1,318.28	592,493.62	0.00	593,811.90	0.00	0.00	584,824.50	0.00	584,824.50	0.00	2,220,010.89	8,987.40	0.00
MOOE		7,365,426.61	(1,556,544.43)	5,808,882.18	7,365,426.61	(1,556,544.43)	0.00	0.00	5,808,882.18	105,369.49	431,783.10	33,441.00	0.00	570,593.59	13,769.49	522,738.10	24,086.00	0.00	560,593.59	0.00	5,238,288.59	0.00	10,000.00
Sub-Total, General Administration and Support		10,179,249.40	(1,556,544.43)	8,622,704.97	10,179,249.40	(1,556,544.43)	0.00	0.00	8,622,704.97	105,369.49	433,101.38	625,934.62	0.00	1,164,405.49	13,769.49	522,738.10	608,910.50	0.00	1,145,418.09	0.00	7,458,299.48	8,987.40	10,000.00
PS		2,813,822.79	0.00	2,813,822.79	2,813,822.79	0.00	0.00	0.00	2,813,822.79	0.00	1,318.28	592,493.62	0.00	593,811.90	0.00	0.00	584,824.50	0.00	584,824.50	0.00	2,220,010.89	8,987.40	0.00
MOOE		7,365,426.61	(1,556,544.43)	5,808,882.18	7,365,426.61	(1,556,544.43)	0.00	0.00	5,808,882.18	105,369.49	431,783.10	33,441.00	0.00	570,593.59	13,769.49	522,738.10	24,086.00	0.00	560,593.59	0.00	5,238,288.59	0.00	10,000.00
FinEx (if Applicable)		0.00	0.00	0.00	0.00	0.00	0.00	0.00	0.00	0.00	0.00	0.00	0.00	0.00	0.00	0.00	0.00	0.00	0.00	0.00	0.00	0.00	0.00
CO		0.00	0.00	0.00	0.00	0.00	0.00	0.00	0.00	0.00	0.00	0.00	0.00	0.00	0.00	0.00	0.00	0.00	0.00	0.00	0.00	0.00	0.00
Operations	3000000000000000	5,620,886.03	(3,914,529.11)	1,706,356.92	5,620,886.03	(3,914,529.11)	0.00	0.00	1,706,356.92	481,142.72	11,722.00	72,000.00	0.00	564,864.72	481,142.71	11,722.00	0.00	0.00	492,864.71	0.00	1,141,492.20	0.00	72,000.01
OO : Increased benefits to Filipinos from scientific knowledge and technologies in ICT and Microelectronics		5,620,886.03	(3,914,529.11)	1,706,356.92	5,620,886.03	(3,914,529.11)	0.00	0.00	1,706,356.92	481,142.72	11,722.00	72,000.00	0.00	564,864.72	481,142.71	11,722.00	0.00	0.00	492,864.71	0.00	1,141,492.20	0.00	72,000.01
ADVANCED SCIENCE AND TECHNOLOGY RESEARCH AND DEVELOPMENT PROGRAM		1,974,672.16	(1,471,761.96)	502,910.20	1,974,672.16	(1,471,761.96)	0.00	0.00	502,910.20	16,555.20	8,799.00	72,000.00	0.00	97,354.20	16,555.20	8,799.00	0.00	0.00	25,354.20	0.00	405,556.00	0.00	72,000.00
Scientific Research and Development in the Advanced Fields of Studies including Microelectronics and Information Technology	310100100001000	1,974,672.16	(1,471,761.96)	502,910.20	1,974,672.16	(1,471,761.96)	0.00	0.00	502,910.20	16,555.20	8,799.00	72,000.00	0.00	97,354.20	16,555.20	8,799.00	0.00	0.00	25,354.20	0.00	405,556.00	0.00	72,000.00
MOOE		1,795,831.16	(1,471,761.96)	324,069.20	1,795,831.16	(1,471,761.96)	0.00	0.00	324,069.20	16,555.20	8,799.00	0.00	0.00	25,354.20	16,555.20	8,799.00	0.00	0.00	25,354.20	0.00	298,715.00	0.00	0.00
CO		178,841.00	0.00	178,841.00	178,841.00	0.00	0.00	0.00	178,841.00	0.00	0.00	72,000.00	0.00	72,000.00	0.00	0.00	0.00	0.00	0.00	0.00	106,841.00	0.00	72,000.00
ADVANCED SCIENCE AND TECHNOLOGY TRANSFER PROGRAM		3,646,213.87	(2,442,767.15)	1,203,446.72	3,646,213.87	(2,442,767.15)	0.00	0.00	1,203,446.72	464,587.52	2,923.00	0.00	0.00	467,510.52	464,587.51	2,923.00	0.00	0.00	467,510.51	0.00	735,936.20	0.00	0.01
Technical transfer through diffusion and commercialization	310200100001000	3,646,213.87	(2,442,767.15)	1,203,446.72	3,646,213.87	(2,442,767.15)	0.00	0.00	1,203,446.72	464,587.52	2,923.00	0.00	0.00	467,510.52	464,587.51	2,923.00	0.00	0.00	467,510.51	0.00	735,936.20	0.00	0.01
MOOE		2,910,277.67	(2,442,767.15)	467,510.52	2,910,277.67	(2,442,767.15)	0.00	0.00	467,510.52	464,587.52	2,923.00	0.00	0.00	467,510.52	464,587.51	2,923.00	0.00	0.00	467,510.51	0.00	0.00	0.00	0.01
CO		735,936.20	0.00	735,936.20	735,936.20	0.00	0.00	0.00	735,936.20	0.00	0.00	0.00	0.00	0.00	0.00	0.00	0.00	0.00	0.00	0.00	735,936.20	0.00	0.00


Department: Department of Science and Technology (DOST)
 Agency: Advanced Science and Technology Institute
 Operating Unit: < not applicable >
 Organization Code (UACS) : 19 002 0000000
 Fund Cluster: 01 Regular Agency Fund


	Current Year Appropriations
	Supplemental Appropriations
X	Continuing Appropriations


(e.g. UACS Fund Cluster: 01-Regular Agency Fund, 02-Foreign Assisted Projects Fund, 03-Special Account-Locally Funded/Domestic Grants Fund, and 04-Special Account-Foreign Assisted/Foreign Grants Fund)

Particulars	UACS CODE	Appropriations			Allotments					Current Year Obligations					Current Year Disbursements					Balances			
		Authorized Appropriations	Adjustments (Transfer To/From, Realignment)	Adjusted Appropriations	Allotments Received	Adjustments (Withdrawal, Realignment)	Transfer To	Transfer From	Adjusted Total Allotments	1st Quarter Ending March 31	2nd Quarter Ending June 30	3rd Quarter Ending Sept. 30	4th Quarter Ending Dec. 31	TOTAL	1st Quarter Ending March 31	2nd Quarter Ending June 30	3rd Quarter Ending Sept. 30	4th Quarter Ending Dec. 31	TOTAL	Unreleased Appro	Unobligated Allotments	Unpaid Obligations	
																						Due and Demandable	Not Yet Due and Demandable
1	2	3	4	5=(3+4)	6	7	8	9	10=[(6+(-)7)-8+9]	11	12	13	14	15=(11+12+13+14)	16	17	18	19	20=(16+17+18+19)	21=(5-10)	22=(10-15)	23	24
Sub-Total, Operations		5,620,886.03	(3,914,529.11)	1,706,356.92	5,620,886.03	(3,914,529.11)	0.00	0.00	1,706,356.92	481,142.72	11,722.00	72,000.00	0.00	564,864.72	481,142.71	11,722.00	0.00	0.00	492,864.71	0.00	1,141,492.20	0.00	72,000.01
PS		0.00	0.00	0.00	0.00	0.00	0.00	0.00	0.00	0.00	0.00	0.00	0.00	0.00	0.00	0.00	0.00	0.00	0.00	0.00	0.00	0.00	0.00
MOOE		4,706,108.83	(3,914,529.11)	791,579.72	4,706,108.83	(3,914,529.11)	0.00	0.00	791,579.72	481,142.72	11,722.00	0.00	0.00	492,864.72	481,142.71	11,722.00	0.00	0.00	492,864.71	0.00	298,715.00	0.00	0.01
FinEx (if Applicable)		0.00	0.00	0.00	0.00	0.00	0.00	0.00	0.00	0.00	0.00	0.00	0.00	0.00	0.00	0.00	0.00	0.00	0.00	0.00	0.00	0.00	0.00
CO		914,777.20	0.00	914,777.20	914,777.20	0.00	0.00	0.00	914,777.20	0.00	0.00	72,000.00	0.00	72,000.00	0.00	0.00	0.00	0.00	0.00	0.00	842,777.20	0.00	72,000.00
III. Unobligated Allotment Balances pursuant to RA Nos. 11519 and 11520		0.00	0.00	0.00	0.00	0.00	0.00	0.00	0.00	0.00	0.00	0.00	0.00	0.00	0.00	0.00	0.00	0.00	0.00	0.00	0.00	0.00	0.00
CO		0.00	0.00	0.00	0.00	0.00	0.00	0.00	0.00	0.00	0.00	0.00	0.00	0.00	0.00	0.00	0.00	0.00	0.00	0.00	0.00	0.00	0.00
GRAND TOTAL		15,800,135.43	(5,471,073.54)	10,329,061.89	15,800,135.43	(5,471,073.54)	0.00	0.00	10,329,061.89	586,512.21	444,823.38	697,934.62	0.00	1,729,270.21	494,912.20	534,460.10	608,910.50	0.00	1,638,282.80	0.00	8,599,791.68	8,987.40	82,000.01
PS		2,813,822.79	0.00	2,813,822.79	2,813,822.79	0.00	0.00	0.00	2,813,822.79	0.00	1,318.28	592,493.62	0.00	593,811.90	0.00	0.00	584,824.50	0.00	584,824.50	0.00	2,220,010.89	8,987.40	0.00
MOOE		12,071,535.44	(5,471,073.54)	6,600,461.90	12,071,535.44	(5,471,073.54)	0.00	0.00	6,600,461.90	586,512.21	443,505.10	33,441.00	0.00	1,063,458.31	494,912.20	534,460.10	24,086.00	0.00	1,053,458.30	0.00	5,537,003.59	0.00	10,000.01
FinEx (if Applicable)		0.00	0.00	0.00	0.00	0.00	0.00	0.00	0.00	0.00	0.00	0.00	0.00	0.00	0.00	0.00	0.00	0.00	0.00	0.00	0.00	0.00	0.00
CO		914,777.20	0.00	914,777.20	914,777.20	0.00	0.00	0.00	914,777.20	0.00	0.00	72,000.00	0.00	72,000.00	0.00	0.00	0.00	0.00	0.00	0.00	842,777.20	0.00	72,000.00

Certified Correct: 
 JAYSON C. HERNANDEZ
 Budget Officer
 Date: 2021-10-15 17:19:58

Certified Correct: 
 GAY CONCEPCION S. BUGAGAO
 Accountant
 Date: 2021-10-15 17:19:58


Digitally signed by Gay Concepcion S. Bugagao
 Recommending Approval: 
 MAY C. CAYABAN
 Chief Administrative Officer
 Date: 2021-10-15 17:29:31


Digitally signed by Franz A. de Leon, Ph.D.
 Approved By: 
 FRANZ A. DE LEON, PH.D.
 Director
 Date: 2021-10-15 17:38:57

Department : Department of Science and Technology (DOST)
 Agency : Advanced Science and Technology Institute
 Operating Unit : < not applicable >
 Organization Code (UACS) : 19 002 0000000
 Fund Cluster : 01 Regular Agency Fund
 (e.g. UACS Fund Cluster: 01-Regular Agency Fund, 02-Foreign Assisted Projects Fund, 03-Special Account-Locally Funded/Domestic Grants Fund, and 04-Special Account-Foreign Assisted/Foreign Grants Fund)


X	Current Year Appropriations
	Supplemental Appropriations
	Continuing Appropriations

Particulars	UACS CODE	Appropriations			Allotments					Obligations					Disbursements					Balances			
		Authorized Appropriations	Adjustments (Transfer To/From, Modifications/Augmentations)	Adjusted Appropriations	Allotments Received	Adjustments (Reductions, Modifications/Augmentations)	Transfer To	Transfer From	Adjusted Allotments	1st Quarter Ending March 31	2nd Quarter Ending June 30	3rd Quarter Ending Sept. 30	4th Quarter Ending Dec. 31	TOTAL	1st Quarter Ending March 31	2nd Quarter Ending June 30	3rd Quarter Ending Sept. 30	4th Quarter Ending Dec. 31	TOTAL	Unreleased Appropriations	Unobligated Allotments	Unpaid Obligations (15-20)=(23+24)	
																						Due and Demandable	Not Yet Due and Demandable
1	2	3	4	5=(3+4)	6	7	8	9	10=[(6+(-)7)-8+9]	11	12	13	14	15=(11+12+13+14)	16	17	18	19	20=(16+17+18+19)	21=(5-10)	22=(10-15)	23	24
Other Intangible Assets	5060699000	860,000.00	20,000.00	880,000.00	860,000.00	20,000.00	0.00	0.00	880,000.00	0.00	0.00	0.00	0.00	0.00	0.00	0.00	0.00	0.00	0.00	0.00	880,000.00	0.00	0.00
B. AUTOMATIC APPROPRIATIONS		4,970,000.00	0.00	4,970,000.00	4,970,000.00	0.00	0.00	0.00	4,970,000.00	1,135,896.63	1,185,001.21	1,259,943.33	0.00	3,580,841.17	1,135,095.84	1,176,052.90	1,268,891.64	0.00	3,580,040.38	0.00	1,389,158.83	0.00	800.79
Retirement and Life Insurance Premiums		4,970,000.00	0.00	4,970,000.00	4,970,000.00	0.00	0.00	0.00	4,970,000.00	1,135,896.63	1,185,001.21	1,259,943.33	0.00	3,580,841.17	1,135,095.84	1,176,052.90	1,268,891.64	0.00	3,580,040.38	0.00	1,389,158.83	0.00	800.79
GRAND TOTAL		513,029,000.00	0.00	513,029,000.00	513,029,000.00	0.00	0.00	0.00	513,029,000.00	201,666,902.46	72,798,964.80	128,498,037.55	0.00	402,963,904.81	60,326,313.35	74,089,619.89	121,047,996.62	0.00	255,463,929.86	0.00	110,065,095.19	792,417.68	146,707,557.27


Certified Correct:

 JAYSON C. HERNANDEZ
 Budget Officer
 Date: 2021-10-15 17:22:05

Certified Correct:

 GAY CONCEPCION S. BUGAGAO
 Accountant
 Date: 2021-10-15 17:22:05

Digitally signed by
 Gay Concepcion S.
 Bugagao

Recommending Approval:

 MAY C. CAYABAN
 Chief Administrative Officer
 Date: 2021-10-15 17:31:40

Digitally signed by
 May C. Cayaban

Approved By:

 FRANZ A. DE LEON, PH.D
 Director
 Date: 2021-10-15 17:47:28

Digitally signed by
 Franz A. de Leon,
 Ph.D.
 Date: 2021.10.18
 21:31:35+08'00'

SUMMARY OF APPROPRIATIONS, ALLOTMENTS, OBLIGATIONS, DISBURSEMENTS AND BALANCES BY OBJECT OF EXPENDITURES

As at the Quarter Ending September 30, 2021

Department: Department of Science and Technology (DOST)
 Agency/Entity: Advanced Science and Technology Institute
 Operating Unit: < not applicable >
 Organization Code (UACS) : 19 002 0000000
 Fund Cluster: 01 Regular Agency Fund
 (e.g. UACS Fund Cluster: 01-Regular Agency Fund, 02-Foreign Assisted Projects Fund, 03-Special Account-Locally Funded/Domestic Grants Fund, and 04-Special Account-Foreign Assisted/Foreign Grants Fund)

	Current Year Appropriations
	Supplemental Appropriations
X	Continuing Appropriations

Particulars	UACS CODE	Appropriations			Allotments					Obligations					Disbursements					Balances			
		Authorized Appropriations	Adjustments (Transfer To/From, Modifications/Augmentations)	Adjusted Appropriations	Allotments Received	Adjustments (Reductions, Modifications/Augmentations)	Transfer To	Transfer From	Adjusted Allotments	1st Quarter Ending March 31	2nd Quarter Ending June 30	3rd Quarter Ending Sept. 30	4th Quarter Ending Dec. 31	TOTAL	1st Quarter Ending March 31	2nd Quarter Ending June 30	3rd Quarter Ending Sept. 30	4th Quarter Ending Dec. 31	TOTAL	Unreleased Appropriations	Unobligated Allotments	Unpaid Obligations (15-20)=(23+24)	
																						Due and Demandable	Not Yet Due and Demandable
1	2	3	4	5=(3+4)	6	7	8	9	10=[(6+(-)7)-8+9]	11	12	13	14	15=(11+12+13+14)	16	17	18	19	20=(16+17+18+19)	21=(5-10)	22=(10-15)	23	24
SUMMARY		15,800,135.43	(5,471,073.54)	10,329,061.89	15,800,135.43	(5,471,073.54)	0.00	0.00	10,329,061.89	586,512.21	444,823.38	697,934.62	0.00	1,729,270.21	494,912.20	534,460.10	608,910.50	0.00	1,638,282.80	0.00	8,599,791.68	8,987.40	82,000.01
I. CONTINUING APPROPRIATIONS		15,800,135.43	(5,471,073.54)	10,329,061.89	15,800,135.43	(5,471,073.54)	0.00	0.00	10,329,061.89	586,512.21	444,823.38	697,934.62	0.00	1,729,270.21	494,912.20	534,460.10	608,910.50	0.00	1,638,282.80	0.00	8,599,791.68	8,987.40	82,000.01
I. Agency Specific Budget		15,800,135.43	(5,471,073.54)	10,329,061.89	15,800,135.43	(5,471,073.54)	0.00	0.00	10,329,061.89	586,512.21	444,823.38	697,934.62	0.00	1,729,270.21	494,912.20	534,460.10	608,910.50	0.00	1,638,282.80	0.00	8,599,791.68	8,987.40	82,000.01
Personnel Services		2,813,822.79	0.00	2,813,822.79	2,813,822.79	0.00	0.00	0.00	2,813,822.79	0.00	1,318.28	592,493.62	0.00	593,811.90	0.00	0.00	584,824.50	0.00	584,824.50	0.00	2,220,010.89	8,987.40	0.00
Salaries and Wages	5010100000	0.00	96,816.00	96,816.00	0.00	96,816.00	0.00	0.00	96,816.00	0.00	0.00	96,816.00	0.00	96,816.00	0.00	0.00	87,828.60	0.00	87,828.60	0.00	0.00	8,987.40	0.00
Salaries and Wages - Regular	5010101000	0.00	96,816.00	96,816.00	0.00	96,816.00	0.00	0.00	96,816.00	0.00	0.00	96,816.00	0.00	96,816.00	0.00	0.00	87,828.60	0.00	87,828.60	0.00	0.00	8,987.40	0.00
Basic Salary - Civilian	5010101001	0.00	96,816.00	96,816.00	0.00	96,816.00	0.00	0.00	96,816.00	0.00	0.00	96,816.00	0.00	96,816.00	0.00	0.00	87,828.60	0.00	87,828.60	0.00	0.00	8,987.40	0.00
Other Compensation	5010200000	2,803,822.79	(96,816.00)	2,707,006.79	2,803,822.79	(96,816.00)	0.00	0.00	2,707,006.79	0.00	1,318.28	495,677.62	0.00	496,995.90	0.00	0.00	496,995.90	0.00	496,995.90	0.00	2,210,010.89	0.00	0.00
Representation Allowance (RA)	5010202000	3,000.00	0.00	3,000.00	3,000.00	0.00	0.00	0.00	3,000.00	0.00	0.00	0.00	0.00	0.00	0.00	0.00	0.00	0.00	0.00	0.00	3,000.00	0.00	0.00
Transportation Allowance (TA)	5010203000	40,000.00	0.00	40,000.00	40,000.00	0.00	0.00	0.00	40,000.00	0.00	0.00	0.00	0.00	0.00	0.00	0.00	0.00	0.00	0.00	0.00	40,000.00	0.00	0.00
Transportation Allowance (TA)	5010203001	40,000.00	0.00	40,000.00	40,000.00	0.00	0.00	0.00	40,000.00	0.00	0.00	0.00	0.00	0.00	0.00	0.00	0.00	0.00	0.00	0.00	40,000.00	0.00	0.00
Clothing/Uniform Allowance	5010204000	6,000.00	0.00	6,000.00	6,000.00	0.00	0.00	0.00	6,000.00	0.00	0.00	0.00	0.00	0.00	0.00	0.00	0.00	0.00	0.00	0.00	6,000.00	0.00	0.00
Clothing/Uniform Allowance - Civilian	5010204001	6,000.00	0.00	6,000.00	6,000.00	0.00	0.00	0.00	6,000.00	0.00	0.00	0.00	0.00	0.00	0.00	0.00	0.00	0.00	0.00	0.00	6,000.00	0.00	0.00
Subsistence Allowance (SA)	5010205000	1,336,665.13	(301,844.68)	1,034,820.45	1,336,665.13	(301,844.68)	0.00	0.00	1,034,820.45	0.00	0.00	0.00	0.00	0.00	0.00	0.00	0.00	0.00	0.00	0.00	1,034,820.45	0.00	0.00
Subsistence Allowance - Magna Carta Benefits for	5010205002	1,336,665.13	(301,844.68)	1,034,820.45	1,336,665.13	(301,844.68)	0.00	0.00	1,034,820.45	0.00	0.00	0.00	0.00	0.00	0.00	0.00	0.00	0.00	0.00	0.00	1,034,820.45	0.00	0.00
Laundry Allowance (LA)	5010206000	311,637.05	0.00	311,637.05	311,637.05	0.00	0.00	0.00	311,637.05	0.00	1,318.28	0.00	0.00	1,318.28	0.00	0.00	1,318.28	0.00	1,318.28	0.00	310,318.77	0.00	0.00
Laundry Allowance - Magna Carta Benefits for Science	5010206003	311,637.05	0.00	311,637.05	311,637.05	0.00	0.00	0.00	311,637.05	0.00	1,318.28	0.00	0.00	1,318.28	0.00	0.00	1,318.28	0.00	1,318.28	0.00	310,318.77	0.00	0.00
Honoraria	5010210000	0.00	95,000.00	95,000.00	0.00	95,000.00	0.00	0.00	95,000.00	0.00	0.00	95,000.00	0.00	95,000.00	0.00	0.00	95,000.00	0.00	95,000.00	0.00	0.00	0.00	0.00
Honoraria - Civilian	5010210001	0.00	95,000.00	95,000.00	0.00	95,000.00	0.00	0.00	95,000.00	0.00	0.00	95,000.00	0.00	95,000.00	0.00	0.00	95,000.00	0.00	95,000.00	0.00	0.00	0.00	0.00
Hazard Pay (HP)	5010211000	963,633.86	0.00	963,633.86	963,633.86	0.00	0.00	0.00	963,633.86	0.00	0.00	147,762.49	0.00	147,762.49	0.00	0.00	147,762.49	0.00	147,762.49	0.00	815,871.37	0.00	0.00
HP - Magna Carta Benefits for Science and Technology	5010211004	963,633.86	0.00	963,633.86	963,633.86	0.00	0.00	0.00	963,633.86	0.00	0.00	147,762.49	0.00	147,762.49	0.00	0.00	147,762.49	0.00	147,762.49	0.00	815,871.37	0.00	0.00
Longevity Pay (LP)	5010212000	0.00	22,165.13	22,165.13	0.00	22,165.13	0.00	0.00	22,165.13	0.00	0.00	22,165.13	0.00	22,165.13	0.00	0.00	22,165.13	0.00	22,165.13	0.00	0.00	0.00	0.00
Longevity Pay - Magna Carta Benefits for Science and	5010212003	0.00	22,165.13	22,165.13	0.00	22,165.13	0.00	0.00	22,165.13	0.00	0.00	22,165.13	0.00	22,165.13	0.00	0.00	22,165.13	0.00	22,165.13	0.00	0.00	0.00	0.00
Year End Bonus	5010214000	23,579.75	127,564.55	151,144.30	23,579.75	127,564.55	0.00	0.00	151,144.30	0.00	0.00	151,144.00	0.00	151,144.00	0.00	0.00	151,144.00	0.00	151,144.00	0.00	0.30	0.00	0.00
Bonus - Civilian	5010214001	23,579.75	127,564.55	151,144.30	23,579.75	127,564.55	0.00	0.00	151,144.30	0.00	0.00	151,144.00	0.00	151,144.00	0.00	0.00	151,144.00	0.00	151,144.00	0.00	0.30	0.00	0.00
Other Bonuses and Allowances	5010299000	119,307.00	(39,701.00)	79,606.00	119,307.00	(39,701.00)	0.00	0.00	79,606.00	0.00	0.00	79,606.00	0.00	79,606.00	0.00	0.00	79,606.00	0.00	79,606.00	0.00	0.00	0.00	0.00
Mid-Year Bonus - Civilian	5010299036	119,307.00	(39,701.00)	79,606.00	119,307.00	(39,701.00)	0.00	0.00	79,606.00	0.00	0.00	79,606.00	0.00	79,606.00	0.00	0.00	79,606.00	0.00	79,606.00	0.00	0.00	0.00	0.00

Department: Department of Science and Technology (DOST)

Agency/Entity: Advanced Science and Technology Institute

Operating Unit: < not applicable >

Organization Code (UACS) : 19 002 0000000

Fund Cluster: 01 Regular Agency Fund

(e.g. UACS Fund Cluster: 01-Regular Agency Fund, 02-Foreign Assisted Projects Fund, 03-Special Account-Locally Funded/Domestic Grants Fund, and 04-Special Account-Foreign Assisted/Foreign Grants Fund)


	Current Year Appropriations
	Supplemental Appropriations
X	Continuing Appropriations


Particulars	UACS CODE	Appropriations			Allotments					Obligations					Disbursements					Balances			
		Authorized Appropriations	Adjustments (Transfer To/From, Modifications/Augmentations)	Adjusted Appropriations	Allotments Received	Adjustments (Reductions, Modifications/Augmentations)	Transfer To	Transfer From	Adjusted Allotments	1st Quarter Ending March 31	2nd Quarter Ending June 30	3rd Quarter Ending Sept. 30	4th Quarter Ending Dec. 31	TOTAL	1st Quarter Ending March 31	2nd Quarter Ending June 30	3rd Quarter Ending Sept. 30	4th Quarter Ending Dec. 31	TOTAL	Unreleased Appropriations	Unobligated Allotments	Unpaid Obligations (15-20)=(23+24)	
																						Due and Demandable	Not Yet Due and Demandable
1	2	3	4	5=(3+4)	6	7	8	9	10=[(6+(-)7)-8+9]	11	12	13	14	15=(11+12+13+14)	16	17	18	19	20=(16+17+18+19)	21=(5-10)	22=(10-15)	23	24
Research, Exploration and Development Expenses	5020702002	82,700.00	(82,700.00)	0.00	82,700.00	(82,700.00)	0.00	0.00	0.00	0.00	0.00	0.00	0.00	0.00	0.00	0.00	0.00	0.00	0.00	0.00	0.00	0.00	0.00
Professional Services	5021100000	553,942.88	(552,587.68)	1,355.20	553,942.88	(552,587.68)	0.00	0.00	1,355.20	1,355.20	0.00	0.00	0.00	1,355.20	1,355.20	0.00	0.00	0.00	1,355.20	0.00	0.00	0.00	0.00
Legal Services	5021101000	2,000.00	(2,000.00)	0.00	2,000.00	(2,000.00)	0.00	0.00	0.00	0.00	0.00	0.00	0.00	0.00	0.00	0.00	0.00	0.00	0.00	0.00	0.00	0.00	0.00
Consultancy Services	5021103000	48,500.00	(48,500.00)	0.00	48,500.00	(48,500.00)	0.00	0.00	0.00	0.00	0.00	0.00	0.00	0.00	0.00	0.00	0.00	0.00	0.00	0.00	0.00	0.00	0.00
Consultancy Services	5021103002	48,500.00	(48,500.00)	0.00	48,500.00	(48,500.00)	0.00	0.00	0.00	0.00	0.00	0.00	0.00	0.00	0.00	0.00	0.00	0.00	0.00	0.00	0.00	0.00	0.00
Other Professional Services	5021199000	503,442.88	(502,087.68)	1,355.20	503,442.88	(502,087.68)	0.00	0.00	1,355.20	1,355.20	0.00	0.00	0.00	1,355.20	1,355.20	0.00	0.00	0.00	1,355.20	0.00	0.00	0.00	0.00
General Services	5021200000	211,034.23	(211,034.23)	0.00	211,034.23	(211,034.23)	0.00	0.00	0.00	0.00	0.00	0.00	0.00	0.00	0.00	0.00	0.00	0.00	0.00	0.00	0.00	0.00	0.00
Security Services	5021203000	199,868.92	(199,868.92)	0.00	199,868.92	(199,868.92)	0.00	0.00	0.00	0.00	0.00	0.00	0.00	0.00	0.00	0.00	0.00	0.00	0.00	0.00	0.00	0.00	0.00
Other General Services	5021299000	11,165.31	(11,165.31)	0.00	11,165.31	(11,165.31)	0.00	0.00	0.00	0.00	0.00	0.00	0.00	0.00	0.00	0.00	0.00	0.00	0.00	0.00	0.00	0.00	0.00
Other General Services	5021299099	11,165.31	(11,165.31)	0.00	11,165.31	(11,165.31)	0.00	0.00	0.00	0.00	0.00	0.00	0.00	0.00	0.00	0.00	0.00	0.00	0.00	0.00	0.00	0.00	0.00
Repairs and Maintenance	5021300000	1,094,246.04	4,118,219.55	5,212,465.59	1,094,246.04	4,118,219.55	0.00	0.00	5,212,465.59	0.00	24,640.00	10,000.00	0.00	34,640.00	0.00	24,640.00	0.00	24,640.00	0.00	5,177,825.59	0.00	10,000.00	10,000.00
Repairs and Maintenance - Machinery and Equipment	5021305000	611,465.75	(449,000.16)	162,465.59	611,465.75	(449,000.16)	0.00	0.00	162,465.59	0.00	24,640.00	10,000.00	0.00	34,640.00	0.00	24,640.00	0.00	24,640.00	0.00	127,825.59	0.00	10,000.00	10,000.00
Machinery	5021305001	200.50	(200.50)	0.00	200.50	(200.50)	0.00	0.00	0.00	0.00	0.00	0.00	0.00	0.00	0.00	0.00	0.00	0.00	0.00	0.00	0.00	0.00	0.00
Office Equipment	5021305002	480,482.00	(391,016.41)	89,465.59	480,482.00	(391,016.41)	0.00	0.00	89,465.59	0.00	24,640.00	0.00	0.00	24,640.00	0.00	24,640.00	0.00	24,640.00	0.00	64,825.59	0.00	0.00	0.00
Information and Communication Technology Equipment	5021305003	130,783.25	(57,783.25)	73,000.00	130,783.25	(57,783.25)	0.00	0.00	73,000.00	0.00	0.00	10,000.00	0.00	10,000.00	0.00	0.00	0.00	0.00	0.00	63,000.00	0.00	10,000.00	10,000.00
Repairs and Maintenance - Transportation Equipment	5021306000	152,794.27	(152,794.27)	0.00	152,794.27	(152,794.27)	0.00	0.00	0.00	0.00	0.00	0.00	0.00	0.00	0.00	0.00	0.00	0.00	0.00	0.00	0.00	0.00	0.00
Motor Vehicles	5021306001	152,794.27	(152,794.27)	0.00	152,794.27	(152,794.27)	0.00	0.00	0.00	0.00	0.00	0.00	0.00	0.00	0.00	0.00	0.00	0.00	0.00	0.00	0.00	0.00	0.00
Repairs and Maintenance - Leased Assets	5021308000	329,986.02	4,720,013.98	5,050,000.00	329,986.02	4,720,013.98	0.00	0.00	5,050,000.00	0.00	0.00	0.00	0.00	0.00	0.00	0.00	0.00	0.00	0.00	5,050,000.00	0.00	0.00	0.00
Buildings and Other Structures	5021308001	329,986.02	4,720,013.98	5,050,000.00	329,986.02	4,720,013.98	0.00	0.00	5,050,000.00	0.00	0.00	0.00	0.00	0.00	0.00	0.00	0.00	0.00	0.00	5,050,000.00	0.00	0.00	0.00
Taxes, Insurance Premiums and Other Fees	5021500000	64,171.42	(64,171.42)	0.00	64,171.42	(64,171.42)	0.00	0.00	0.00	0.00	0.00	0.00	0.00	0.00	0.00	0.00	0.00	0.00	0.00	0.00	0.00	0.00	0.00
Taxes, Duties and Licenses	5021501000	34,733.92	(34,733.92)	0.00	34,733.92	(34,733.92)	0.00	0.00	0.00	0.00	0.00	0.00	0.00	0.00	0.00	0.00	0.00	0.00	0.00	0.00	0.00	0.00	0.00
Taxes, Duties and Licenses	5021501001	34,733.92	(34,733.92)	0.00	34,733.92	(34,733.92)	0.00	0.00	0.00	0.00	0.00	0.00	0.00	0.00	0.00	0.00	0.00	0.00	0.00	0.00	0.00	0.00	0.00
Fidelity Bond Premiums	5021502000	29,437.50	(29,437.50)	0.00	29,437.50	(29,437.50)	0.00	0.00	0.00	0.00	0.00	0.00	0.00	0.00	0.00	0.00	0.00	0.00	0.00	0.00	0.00	0.00	0.00
Other Maintenance and Operating Expenses	5029900000	1,013,978.94	(575,238.94)	438,740.00	1,013,978.94	(575,238.94)	0.00	0.00	438,740.00	54,740.00	384,000.00	0.00	0.00	438,740.00	11,740.00	426,355.00	645.00	438,740.00	0.00	0.00	0.00	0.00	0.00
Advertising Expenses	5029901000	40,864.00	(40,864.00)	0.00	40,864.00	(40,864.00)	0.00	0.00	0.00	0.00	0.00	0.00	0.00	0.00	0.00	0.00	0.00	0.00	0.00	0.00	0.00	0.00	0.00
Printing and Publication Expenses	5029902000	180,000.00	(180,000.00)	0.00	180,000.00	(180,000.00)	0.00	0.00	0.00	0.00	0.00	0.00	0.00	0.00	0.00	0.00	0.00	0.00	0.00	0.00	0.00	0.00	0.00
Representation Expenses	5029903000	350,707.21	(350,707.21)	0.00	350,707.21	(350,707.21)	0.00	0.00	0.00	0.00	0.00	0.00	0.00	0.00	0.00	0.00	0.00	0.00	0.00	0.00	0.00	0.00	0.00
Transportation and Delivery Expenses	5029904000	45,740.00	0.00	45,740.00	45,740.00	0.00	0.00	0.00	45,740.00	45,740.00	0.00	0.00	0.00	45,740.00	2,740.00	42,355.00	645.00	45,740.00	0.00	0.00	0.00	0.00	0.00
Rent/Lease Expenses	5029905000	7,000.00	377,000.00	384,000.00	7,000.00	377,000.00	0.00	0.00	384,000.00	0.00	384,000.00	0.00	0.00	384,000.00	0.00	384,000.00	0.00	384,000.00	0.00	0.00	0.00	0.00	0.00
Rents - Building and Structures	5029905001	1,000.00	383,000.00	384,000.00	1,000.00	383,000.00	0.00	0.00	384,000.00	0.00	384,000.00	0.00	0.00	384,000.00	0.00	384,000.00	0.00	384,000.00	0.00	0.00	0.00	0.00	0.00
Rents - Motor Vehicles	5029905003	6,000.00	(6,000.00)	0.00	6,000.00	(6,000.00)	0.00	0.00	0.00	0.00	0.00	0.00	0.00	0.00	0.00	0.00	0.00	0.00	0.00	0.00	0.00	0.00	0.00


Department: Department of Science and Technology (DOST)
 Agency/Entity: Advanced Science and Technology Institute
 Operating Unit: < not applicable >
 Organization Code (UACS) : 19 002 0000000
 Fund Cluster: 01 Regular Agency Fund
 (e.g. UACS Fund Cluster: 01-Regular Agency Fund, 02-Foreign Assisted Projects Fund, 03-Special Account-Locally Funded/Domestic Grants Fund, and 04-Special Account-Foreign Assisted/Foreign Grants Fund)


	Current Year Appropriations
	Supplemental Appropriations
X	Continuing Appropriations

Particulars	UACS CODE	Appropriations			Allotments					Obligations					Disbursements					Balances			
		Authorized Appropriations	Adjustments (Transfer To/From, Modifications/ Augmentations)	Adjusted Appropriations	Allotments Received	Adjustments (Reductions, Modifications/ Augmentations)	Transfer To	Transfer From	Adjusted Allotments	1st Quarter Ending March 31	2nd Quarter Ending June 30	3rd Quarter Ending Sept. 30	4th Quarter Ending Dec. 31	TOTAL	1st Quarter Ending March 31	2nd Quarter Ending June 30	3rd Quarter Ending Sept. 30	4th Quarter Ending Dec. 31	TOTAL	Unreleased Appropriations	Unobligated Allotments	Unpaid Obligations (15-20)=(23+24)	
																						Due and Demandable	Not Yet Due and Demandable
1	2	3	4	5=(3+4)	6	7	8	9	10=[(6+(-)7)-8+9]	11	12	13	14	15=(11+12+13+14)	16	17	18	19	20=(16+17+18+19)	21=(5-10)	22=(10-15)	23	24
Membership Dues and Contributions to Organizations	5029906000	1,300.00	(1,300.00)	0.00	1,300.00	(1,300.00)	0.00	0.00	0.00	0.00	0.00	0.00	0.00	0.00	0.00	0.00	0.00	0.00	0.00	0.00	0.00	0.00	0.00
Subscription Expenses	5029907000	20,567.73	(20,567.73)	0.00	20,567.73	(20,567.73)	0.00	0.00	0.00	0.00	0.00	0.00	0.00	0.00	0.00	0.00	0.00	0.00	0.00	0.00	0.00	0.00	0.00
Other Subscription Expenses	5029907099	20,567.73	(20,567.73)	0.00	20,567.73	(20,567.73)	0.00	0.00	0.00	0.00	0.00	0.00	0.00	0.00	0.00	0.00	0.00	0.00	0.00	0.00	0.00	0.00	0.00
Other Maintenance and Operating Expenses	5029999000	367,800.00	(358,800.00)	9,000.00	367,800.00	(358,800.00)	0.00	0.00	9,000.00	9,000.00	0.00	0.00	0.00	9,000.00	9,000.00	0.00	0.00	0.00	9,000.00	0.00	0.00	0.00	0.00
Other Maintenance and Operating Expenses	5029999099	367,800.00	(358,800.00)	9,000.00	367,800.00	(358,800.00)	0.00	0.00	9,000.00	9,000.00	0.00	0.00	0.00	9,000.00	9,000.00	0.00	0.00	0.00	9,000.00	0.00	0.00	0.00	0.00
Capital Outlays		914,777.20	0.00	914,777.20	914,777.20	0.00	0.00	0.00	914,777.20	0.00	0.00	72,000.00	0.00	72,000.00	0.00	0.00	0.00	0.00	0.00	0.00	842,777.20	0.00	72,000.00
Property, Plant and Equipment Outlay	5060400000	914,777.20	0.00	914,777.20	914,777.20	0.00	0.00	0.00	914,777.20	0.00	0.00	72,000.00	0.00	72,000.00	0.00	0.00	0.00	0.00	0.00	0.00	842,777.20	0.00	72,000.00
Machinery and Equipment Outlay	5060405000	914,777.20	(72,000.00)	842,777.20	914,777.20	(72,000.00)	0.00	0.00	842,777.20	0.00	0.00	0.00	0.00	0.00	0.00	0.00	0.00	0.00	0.00	0.00	842,777.20	0.00	0.00
Information and Communication Technology Equipment	5060405003	41,186.20	0.00	41,186.20	41,186.20	0.00	0.00	0.00	41,186.20	0.00	0.00	0.00	0.00	0.00	0.00	0.00	0.00	0.00	0.00	0.00	41,186.20	0.00	0.00
Communication Equipment	5060405007	178,841.00	(72,000.00)	106,841.00	178,841.00	(72,000.00)	0.00	0.00	106,841.00	0.00	0.00	0.00	0.00	0.00	0.00	0.00	0.00	0.00	0.00	0.00	106,841.00	0.00	0.00
Printing Equipment	5060405012	50,000.00	0.00	50,000.00	50,000.00	0.00	0.00	0.00	50,000.00	0.00	0.00	0.00	0.00	0.00	0.00	0.00	0.00	0.00	0.00	0.00	50,000.00	0.00	0.00
ICT Software	5060405015	644,750.00	0.00	644,750.00	644,750.00	0.00	0.00	0.00	644,750.00	0.00	0.00	0.00	0.00	0.00	0.00	0.00	0.00	0.00	0.00	0.00	644,750.00	0.00	0.00
Furniture, Fixtures and Books Outlay	5060407000	0.00	72,000.00	72,000.00	0.00	72,000.00	0.00	0.00	72,000.00	0.00	0.00	72,000.00	0.00	72,000.00	0.00	0.00	0.00	0.00	0.00	0.00	0.00	0.00	72,000.00
Furniture and Fixtures	5060407001	0.00	72,000.00	72,000.00	0.00	72,000.00	0.00	0.00	72,000.00	0.00	0.00	72,000.00	0.00	72,000.00	0.00	0.00	0.00	0.00	0.00	0.00	0.00	0.00	72,000.00
GRAND TOTAL		15,800,135.43	(5,471,073.54)	10,329,061.89	15,800,135.43	(5,471,073.54)	0.00	0.00	10,329,061.89	586,512.21	444,823.38	697,934.62	0.00	1,729,270.21	494,912.20	534,460.10	608,910.50	0.00	1,638,282.80	0.00	8,599,791.68	8,987.40	82,000.01

Certified Correct:

 JAYSON C. HERNANDEZ
 Budget Officer
 Date: 2021-10-15 17:22:05

Certified Correct: 
 Digitally signed by Gay Concepcion S. Bugagao
 GAY CONCEPCION S. BUGAGAO
 Accountant
 Date: 2021-10-15 17:22:05

Recommending Approval:

 MAY C. CAYABAN
 Chief Administrative Officer
 Date: 2021-10-15 17:31:40

Approved By: 
 Digitally signed by Franz A. de Leon, Ph.D.
 Date: 2021.10.18 21:32:07+08'00'
 FRANZ A. DE LEON, PH.D.
 Director
 Date: 2021-10-15 17:47:28

List of Allotments and Sub-Allotments
As at the quarter ending September 30, 2021


Department : Department of Science and Technology (DOST)
 Agency/Entity : Advanced Science and Technology Institute
 Operating Unit : < not applicable >
 Organization Code (UACS) : 19 002 0000000
 Fund Cluster : 01 Regular Agency Fund

X	Current Year Appropriations
	Supplemental Appropriations
	Continuing Appropriations


(e.g. UACS Fund Cluster: 01-Regular Agency Fund, 02-Foreign Assisted Projects Fund, 03-Special Account-Locally Funded/Domestic Grants Fund, and 04-Special Account-Foreign Assisted/Foreign Grants Fund)

Allotments/Sub-Allotments Reference			Funding Source		Allotments/Sub-Allotments received from CO/ROs/OU's					Sub-Allotments to ROs/OU's					Total Allotments/Net of Sub-allotments				
No.	Number	Date	Description	UACS Code	PS	MOOE	FinEx	CO	Sub-Total	PS	MOOE	FinEx	CO	TOTAL	PS	MOOE	FinEx	CO	TOTAL
1	2	3	4	5	6	7	8	9	10=(6+7+8+9)	11	12	13	14	15=(11+12+13+14)	16=(6+11)	17=(7+12)	18=(8+13)	19=(9+14)	20=(16+17+18+19)
A. Allotments received from DBM																			
1	COMPREHENSIVE RELEASE PER ANNEX A AND A-1 OF NBC NO. 583	2021-01-11	Specific Budgets of National Government Agencies	101101	63,771,000.00	375,240,000.00	0.00	69,048,000.00	508,059,000.00	0.00	0.00	0.00	0.00	0.00	63,771,000.00	375,240,000.00	0.00	69,048,000.00	508,059,000.00
2	COMPREHENSIVE RELEASE THROUGH GAROSARO	2021-01-11	Retirement and Life Insurance Premiums	104102	4,970,000.00	0.00	0.00	0.00	4,970,000.00	0.00	0.00	0.00	0.00	0.00	4,970,000.00	0.00	0.00	0.00	0.00
	Sub-Total				68,741,000.00	375,240,000.00	0.00	69,048,000.00	513,029,000.00	0.00	0.00	0.00	0.00	0.00	68,741,000.00	375,240,000.00	0.00	69,048,000.00	513,029,000.00
B. Sub-allotments received from Central Office/Regional Office																			
					0.00	0.00	0.00	0.00	0.00	0.00	0.00	0.00	0.00	0.00	0.00	0.00	0.00	0.00	0.00
	Sub-Total				0.00	0.00	0.00	0.00	0.00	0.00	0.00	0.00	0.00	0.00	0.00	0.00	0.00	0.00	0.00
Total Allotments					68,741,000.00	375,240,000.00	0.00	69,048,000.00	513,029,000.00	0.00	0.00	0.00	0.00	0.00	68,741,000.00	375,240,000.00	0.00	69,048,000.00	513,029,000.00


Certified Correct:


 JAYSON C. HERNANDEZ
 Budget Officer
 Date: 2021-10-15 17:24:57

Recommending Approval:


 MAY C. CAYABAN
 Chief Administrative Officer
 Date: 2021-10-15 17:32:40

Approved By:


 FRANZ A. DE LEON, PH.D.
 Director
 Date: 2021-10-15 17:40:55


Digitally signed by Franz A. de Leon, Ph.D.
 Date: 2021.10.18 21:30:55+08'00'


**List of Allotments and Sub-Allotments
As at the quarter ending September 30, 2021**


Department: Department of Science and Technology (DOST)
 Agency: Advanced Science and Technology Institute
 Operating Unit: < not applicable >
 Organization Code (UACS) : 19 002 0000000
 Fund Cluster: 01 Regular Agency Fund
 (e.g. UACS Fund Cluster: 01-Regular Agency Fund, 02-Foreign Assisted Projects Fund, 03-Special Account-Locally Funded/Domestic Grants Fund, and 04-Special Account-Foreign Assisted/Foreign Grants Fund)

	Current Year Appropriations
	Supplemental Appropriations
X	Continuing Appropriations

Allotments/Sub-Allotments Reference			Funding Source		Allotments/Sub-Allotments received from CO/ROs/OU's					Sub-Allotments to ROs/OU's					Total Allotments/Net of Sub-allotments					
No.	Number	Date	Description	UACS Code	PS	MOOE	FinEx	CO	Sub-Total	PS	MOOE	FinEx	CO	TOTAL	PS	MOOE	FinEx	CO	TOTAL	
1	2	3	4	5	6	7	8	9	10=(6+7+8+9)	11	12	13	14	15=(11+12+13+14)	16=(6+11)	17=(7+12)	18=(8+13)	19=(9+14)	20=(16+17+18+19)	
A. Allotments received from DBM																				
1	SARO-BMB-F-21-0006508	2021-09-03	Specific Budgets of National Government Agencies	102101	0.00	(5,471,056.00)	0.00	0.00	(5,471,056.00)	0.00	0.00	0.00	0.00	0.00	0.00	(5,471,056.00)	0.00	0.00	0.00	(5,471,056.00)
	Sub-Total				0.00	(5,471,056.00)	0.00	0.00	(5,471,056.00)	0.00	0.00	0.00	0.00	0.00	0.00	(5,471,056.00)	0.00	0.00	0.00	(5,471,056.00)
B. Balance From GAA/SARO/Sub-Allotment(Prior Year)																				
2	Adjustment due to previously recorded negative entries for NBC 586- Offered as Savings for OP AO No.41 series of 2021	2021-09-30	Specific Budgets of National Government Agencies	102101	0.00	5,471,073.54	0.00	0.00	5,471,073.54	0.00	0.00	0.00	0.00	0.00	0.00	5,471,073.54	0.00	0.00	0.00	5,471,073.54
3	COMPREHENSIVE RELEASE PER ANNEX A AND A-1 OF NBC NO. 578	2020-01-14	Specific Budgets of National Government Agencies	102101	2,813,822.79	12,071,535.44	0.00	914,777.20	15,800,135.43	0.00	0.00	0.00	0.00	0.00	2,813,822.79	12,071,535.44	0.00	914,777.20	15,800,135.43	
4	NBC 586- Offered as Savings for OP AO No.41 series of 2021	2021-05-31	Specific Budgets of National Government Agencies	102101	0.00	(5,471,073.54)	0.00	0.00	(5,471,073.54)	0.00	0.00	0.00	0.00	0.00	0.00	(5,471,073.54)	0.00	0.00	0.00	(5,471,073.54)
	Sub-Total				2,813,822.79	12,071,535.44	0.00	914,777.20	15,800,135.43	0.00	0.00	0.00	0.00	0.00	2,813,822.79	12,071,535.44	0.00	914,777.20	15,800,135.43	
Total Allotments					2,813,822.79	6,600,479.44	0.00	914,777.20	10,329,079.43	0.00	0.00	0.00	0.00	0.00	2,813,822.79	6,600,479.44	0.00	914,777.20	10,329,079.43	

Certified Correct:

 JAYSON C. HERNANDEZ
 Budget Officer
 Date: 2021-10-15 17:24:57

Recommending Approval:

 MAY C. CAYABAN
 Chief Administrative Officer
 Date: 2021-10-15 17:32:40

Approved By: 
 FRANZ A. DE LEON, PH.D.
 Director
 Date: 2021-10-15 17:40:55

Digitally signed by
 Franz A. de Leon,
 Ph.D.
 Date: 2021.10.15 21:
 31:14+08'00'

STATEMENT OF OBLIGATIONS, DISBURSEMENTS, LIQUIDATIONS AND BALANCES for INTER-AGENCY FUND TRANSFERS
(for Source Agency use only)

As at the Quarter Ending September 30, 2021

Department : Department of Science and Technology (DOST)

Agency/Entity : Advanced Science and Technology Institute

Operating Unit : < not applicable >

Organization Code (UACS) : 19 002 0000000

Fund Cluster : 01 - Regular Agency Fund

(e.g. UACS Fund Cluster: 05-Internally Generated Funds and 06-Business Related Funds)

Particulars	Obligation Request and Status		Obligations					Disbursements (Funds Transferred To)					Liquidations					Unpaid Obligations	Unliquidated Fund Transfers	
	Number	Date	1st Quarter Ending	2nd Quarter Ending	3rd Quarter Ending	4th Quarter Ending	Total	1st Quarter Ending	2nd Quarter Ending	3rd Quarter Ending	4th Quarter Ending	Total	1st Quarter Ending	2nd Quarter Ending	3rd Quarter Ending	4th Quarter Ending	Total			
																				8=(4+5+6+7)
1	2	3	4	5	6	7	8=(4+5+6+7)	9	10	11	12	13=(9+10+11+12)	14	15	16	17	18=(14+15+16+17)	19=(8-13)	20=(13-18)	
Department of Science and Technology (DOST)			200,080.14	0.00	0.00	0.00	200,080.14	0.00	0.00	200,080.14	0.00	200,080.14	0.00	0.00	0.00	0.00	0.00	0.00	0.00	200,080.14
Office of the Secretary			200,080.14	0.00	0.00	0.00	200,080.14	0.00	0.00	200,080.14	0.00	200,080.14	0.00	0.00	0.00	0.00	0.00	0.00	0.00	200,080.14
Regional Office - XI			200,080.14	0.00	0.00	0.00	200,080.14	0.00	0.00	200,080.14	0.00	200,080.14	0.00	0.00	0.00	0.00	0.00	0.00	0.00	200,080.14
Operations and Maintenance of the Davao Ground Receiving Station			200,080.14	0.00	0.00	0.00	200,080.14	0.00	0.00	200,080.14	0.00	200,080.14	0.00	0.00	0.00	0.00	0.00	0.00	0.00	200,080.14
MOOE	2021-03-000105	03/01/2021	200,080.14	0.00	0.00	0.00	200,080.14	0.00	0.00	200,080.14	0.00	200,080.14	0.00	0.00	0.00	0.00	0.00	0.00	0.00	200,080.14
GRAND TOTAL			200,080.14	0.00	0.00	0.00	200,080.14	0.00	0.00	200,080.14	0.00	200,080.14	0.00	0.00	0.00	0.00	0.00	0.00	0.00	200,080.14

JAYSON C. HERNANDEZ

Budget Officer

Date:

GAY CONCEPCION S. BUGAGAO

Accountant

Date:

Digitally signed by
Gay Concepcion S.
Bugagao

MAY C. CAYABAN

Chief Administrative Officer

Date:

Digitally signed by
May C. Cayaban

FRANZ A. DE LEON

Director

Date:

Digitally signed by
Franz A. de Leon,
Ph.D.
Date: 2021.10.18
21:30:27+08'00'