

STATEMENT OF APPROPRIATIONS, ALLOTMENTS, OBLIGATIONS, DISBURSEMENTS AND BALANCES
CONTINUING APPROPRIATIONS
As of November 30, 2025

Department: Department of Science and Technology (DOST)
 Agency: Advanced Science and Technology Institute

Particulars	UACS CODE	Appropriation			Allotments			Obligations	Disbursements	Balances			
		Authorized Appropriation	Adjustments (Transfer To)/From, Realignment)	Adjusted Appropriations	Allotments Received	Transfer To	Transfer From			Adjusted Total Allotments	Unreleased Appropriations	Unobligated Allotment	Unpaid Obligations
I. Agency Specific Budget		36,148,123.14		36,148,123.14	36,148,123.14			36,148,123.14	19,401,062.10	8,984,022.04		16,747,061.04	10,417,040.06
Specific Budgets of National Government Agencies	1102101	36,148,123.14		36,148,123.14	36,148,123.14			36,148,123.14	19,401,062.10	8,984,022.04		16,747,061.04	10,417,040.06
General Administration and Support		3,499,146.52		3,499,146.52	3,499,146.52			3,499,146.52	2,564,429.57	650,175.57		934,716.95	1,914,254.00
General Management and Supervision		3,499,146.52		3,499,146.52	3,499,146.52			3,499,146.52	2,564,429.57	650,175.57		934,716.95	1,914,254.00
PS													
MOOE		3,499,146.52		3,499,146.52	3,499,146.52			3,499,146.52	2,564,429.57	650,175.57		934,716.95	1,914,254.00
CO													
Operations		32,648,976.62		32,648,976.62	32,648,976.62			32,648,976.62	16,836,632.53	8,333,846.47		15,812,344.09	8,502,786.06
Advanced Science and Technology Research and Development Program		18,514,266.22		18,514,266.22	18,514,266.22			18,514,266.22	9,732,002.98	4,281,477.60		8,782,263.24	5,450,525.38
PS													
MOOE		17,837,156.02		17,837,156.02	17,837,156.02			17,837,156.02	9,172,375.73	4,136,420.62		8,664,780.29	5,035,955.11
CO		677,110.20		677,110.20	677,110.20			677,110.20	559,627.25	145,056.98		117,482.95	414,570.27
Advanced Science and Technology Transfer Program		14,134,710.40		14,134,710.40	14,134,710.40			14,134,710.40	7,104,629.55	4,052,368.87		7,030,080.85	3,052,260.68
PS													
MOOE		14,134,710.40		14,134,710.40	14,134,710.40			14,134,710.40	7,104,629.55	4,052,368.87		7,030,080.85	3,052,260.68
CO													
II. Automatic Appropriations													
Retirement and Life Insurance Premiums	1104102												
General Administration and Support													
General Management and Supervision													
PS													
Operations													
Advanced Science and Technology Research and Development Program													
PS													
III. Special Purpose Fund													
Miscellaneous and Personnel Benefits Fund	1101406												
General Administration and Support													
General Management and Supervision													
PS													
GRAND TOTAL		36,148,123.14		36,148,123.14	36,148,123.14			36,148,123.14	19,401,062.10	8,984,022.04		16,747,061.04	10,417,040.06
PS													
MOOE		35,471,012.94		35,471,012.94	35,471,012.94			35,471,012.94	18,841,434.85	8,838,965.06		16,629,578.09	10,002,469.79
FinEX													
CO		677,110.20		677,110.20	677,110.20			677,110.20	559,627.25	145,056.98		117,482.95	414,570.27

Prepared by:

 Digitally signed by Jayson C. Hernandez

Jayson C. Hernandez
 Budget Officer

Date:

In Coordination with

 Digitally signed by Gay Concepcion S. Bugagao

Gay Concepcion S. Bugagao
 Accountant

Date:

Approved By:

 Digitally signed by Franz A. de Leon, Ph.D.
 Date: 2025.12.02 17:54:06+08'00'

Franz A. de Leon, Ph.D.
 Head of Agency

Date:

STATEMENT OF APPROPRIATIONS, ALLOTMENTS, OBLIGATIONS, DISBURSEMENTS AND BALANCES
CURRENT APPROPRIATIONS
As of November 30, 2025

Department: Department of Science and Technology (DOST)
 Agency: Advanced Science and Technology Institute

Particulars	UACS CODE	Appropriation			Allotments				Obligations	Disbursements	Balances		
		Authorized Appropriation	Adjustments (Transfer To)/From, Realignment)	Adjusted Appropriations	Allotments Received	Transfer To	Transfer From	Adjusted Total Allotments			Unreleased Appropriations	Unobligated Allotment	Unpaid Obligations
I. Agency Specific Budget		382,101,000.00		382,101,000.00	382,101,000.00			382,101,000.00	318,625,841.19	246,190,327.85		63,475,158.81	72,435,513.34
Specific Budgets of National Government Agencies	1101101	382,101,000.00		382,101,000.00	382,101,000.00			382,101,000.00	318,625,841.19	246,190,327.85		63,475,158.81	72,435,513.34
General Administration and Support		64,023,000.00		64,023,000.00	64,023,000.00			64,023,000.00	50,635,868.28	44,807,943.88		13,387,131.72	5,827,924.40
General Management and Supervision		64,023,000.00		64,023,000.00	64,023,000.00			64,023,000.00	50,635,868.28	44,807,943.88		13,387,131.72	5,827,924.40
PS		31,732,000.00		31,732,000.00	31,732,000.00			31,732,000.00	25,239,895.37	24,755,753.77		6,492,104.63	484,141.60
MOOE		29,541,000.00		29,541,000.00	29,541,000.00			29,541,000.00	22,882,811.48	17,539,028.68		6,658,188.52	5,343,782.80
CO		2,750,000.00		2,750,000.00	2,750,000.00			2,750,000.00	2,513,161.43	2,513,161.43		236,838.57	
Operations		318,078,000.00		318,078,000.00	318,078,000.00			318,078,000.00	267,989,972.91	201,382,383.97		50,088,027.09	66,607,588.94
Advanced Science and Technology Research and Development Program		169,846,000.00		169,846,000.00	169,846,000.00			169,846,000.00	146,162,589.42	116,550,058.37		23,683,410.58	29,612,531.05
PS		42,401,000.00		42,401,000.00	42,401,000.00			42,401,000.00	41,778,893.93	41,307,553.73		622,106.07	471,340.20
MOOE		127,445,000.00		127,445,000.00	127,445,000.00			127,445,000.00	104,383,695.49	75,242,504.64		23,061,304.51	29,141,190.85
CO													
Advanced Science and Technology Transfer Program		148,232,000.00		148,232,000.00	148,232,000.00			148,232,000.00	121,827,383.49	84,832,325.60		26,404,616.51	36,995,057.89
MOOE		148,232,000.00		148,232,000.00	148,232,000.00			148,232,000.00	121,827,383.49	84,832,325.60		26,404,616.51	36,995,057.89
CO													
II. Automatic Appropriations		5,830,000.00		5,830,000.00	5,830,000.00			5,830,000.00	5,384,070.46	5,384,070.46		445,929.54	
Retirement and Life Insurance Premiums	1104102	5,830,000.00		5,830,000.00	5,830,000.00			5,830,000.00	5,384,070.46	5,384,070.46		445,929.54	
General Administration and Support		1,900,000.00		1,900,000.00	1,900,000.00			1,900,000.00	1,454,070.46	1,454,070.46		445,929.54	
General Management and Supervision		1,900,000.00		1,900,000.00	1,900,000.00			1,900,000.00	1,454,070.46	1,454,070.46		445,929.54	
PS		1,900,000.00		1,900,000.00	1,900,000.00			1,900,000.00	1,454,070.46	1,454,070.46		445,929.54	
Operations		3,930,000.00		3,930,000.00	3,930,000.00			3,930,000.00	3,930,000.00	3,930,000.00			
Advanced Science and Technology Research and Development Program		3,930,000.00		3,930,000.00	3,930,000.00			3,930,000.00	3,930,000.00	3,930,000.00			
PS		3,930,000.00		3,930,000.00	3,930,000.00			3,930,000.00	3,930,000.00	3,930,000.00			
Customs Duties and Taxes, including Tax Expenditures	1101405												
General Administration and Support													
General Management and Supervision													
MOOE													
III. Special Purpose Fund			7,059,925.00	7,059,925.00				7,059,925.00	3,957,521.31	3,721,630.18		3,102,403.69	235,891.13
Miscellaneous and Personnel Benefits Fund	1101406		7,059,925.00	7,059,925.00				7,059,925.00	3,957,521.31	3,721,630.18		3,102,403.69	235,891.13
General Administration and Support												3,102,403.69	235,891.13
General Management and Supervision			7,059,925.00	7,059,925.00				7,059,925.00	3,957,521.31	3,721,630.18		3,102,403.69	235,891.13
PS			7,059,925.00	7,059,925.00				7,059,925.00	3,957,521.31	3,721,630.18		3,102,403.69	235,891.13
Unprogrammed - For Payment of Personnel Benefits	1105462												
General Administration and Support													
General Management and Supervision													
PS													
Pension and Gratuity Fund	1101407												
General Administration and Support													
General Management and Supervision													
PS													
GRAND TOTAL		387,931,000.00	7,059,925.00	394,990,925.00	387,931,000.00			394,990,925.00	327,967,432.96	255,296,028.49		67,023,492.04	72,671,404.47
PS		79,963,000.00	7,059,925.00	87,022,925.00	79,963,000.00			87,022,925.00	76,360,381.07	75,169,008.14		10,662,543.93	1,191,372.93
MOOE		305,218,000.00		305,218,000.00	305,218,000.00			305,218,000.00	249,093,890.46	177,613,858.92		56,124,109.54	71,480,031.54
FinEX													
CO		2,750,000.00		2,750,000.00	2,750,000.00			2,750,000.00	2,513,161.43	2,513,161.43		236,838.57	

Prepared by:

 Digitally signed by Jayson C. Hernandez

Jayson C. Hernandez
 Budget Officer

Date:

In Coordination with

 Digitally signed by Gay Concepcion S. Bugagao

Gay Concepcion S. Bugagao
 Accountant

Date:

Approved By:

 Digitally signed by Franz A. de Leon, Ph.D.
 Date: 2025.12.02 17:52:16+08'00'

Franz A. de Leon, Ph.D.
 Director

Date:



Republic of the Philippines
Advanced Science and Technology Institute
 ASTI Building, C.P. Garcia Avenue, Diliman, Quezon City

STATEMENT OF ALLOTMENT, OBLIGATIONS AND BALANCES

As of November 30, 2025

Fund : Regular Agency Fund - General Fund - New General Appropriations - Specific Budgets of National Government Agencies
Legal Basis : RA 12116 Regular 2025 CURRENT

Program / Activity Project/ Allotment Class / Object of Expenditure	Allotment Received	Obligations Incurred		Unobligated Balance of Allotment	Remarks
		This Report	To Date		
CURRENT YEAR BUDGET					
REGULAR					
10000010000100 General Management and Supervision					
PERSONNEL SERVICES					
50101010-01 (50101010-01). Basic Salary - Civilian	10,697,752.17	685,196.17	10,697,752.17	0.00	
50102010-01 (50102010-01). PERA - Civilian	552,000.00	48,000.00	544,818.18	7,181.82	
5010202000 (5010202000). Representation Allowance (RA)	192,000.00	16,000.00	170,000.00	22,000.00	
50102030-01 (50102030-01). Transportation Allowance	192,000.00	6,000.00	96,000.00	96,000.00	
50102040-01 (50102040-01). Clothing/Uniform Allowance - Civilian	175,000.00	0.00	175,000.00	0.00	
50102050-02 (50102050-02). Subsistence Allowance - Magna Carta Benefits for Science and Technology under P. A. 8420	3,287,000.00	157,225.00	1,575,050.00	1,711,950.00	
50102060-03 (50102060-03). Laundry Allowance - Magna Carta Benefits for Science and Technology under P. A. 8420	486,000.00	29,340.68	289,906.62	196,093.38	
50102110-04 (50102110-04). HP - Magna Carta Benefits for Science and Technology under P. A. 8420	8,587,000.00	491,153.83	4,614,267.76	3,972,732.24	
50102120-03 (50102120-03). Longevity Pay - Magna Carta Benefits for Science and Technology under P. A. 8420	3,537,000.00	298,804.88	3,199,852.81	337,147.19	
50102130-01 (50102130-01). Overtime Pay	15,849.59	0.00	15,849.59	0.00	

50102140-01	(50102140-01). Year-End Bonus-Civilian	964,000.00	964,000.00	964,000.00	0.00
50102150-01	(50102150-01). Cash Gift - Civilian	115,000.00	115,000.00	115,000.00	0.00
50102160-01	(50102160-01). Mid-Year Bonus-Civilian	1,111,480.00	0.00	1,111,480.00	0.00
50102990-12	(50102990-12). Productivity Enhancement Incentive - Civilian	115,000.00	0.00	0.00	115,000.00
50103020-01	(50103020-01). Pag-IBIG - Civilian	55,000.00	5,800.00	51,800.00	3,200.00
50103030-01	(50103030-01). PhilHealth - Civilian	275,000.00	28,069.14	275,000.00	0.00
50103040-01	(50103040-01). ECIP - Civilian	28,000.00	2,900.00	26,200.00	1,800.00
50104030-01	(50104030-01). Terminal Leave Benefits - Civilian	691,918.24	0.00	691,918.24	0.00
50104990-10	(50104990-10). Lump-sum for Step Increments - Length of Service	29,000.00	0.00	0.00	29,000.00
50104990-15	(50104990-15). Loyalty Award - Civilian	45,000.00	5,000.00	45,000.00	0.00
50104990-99	(50104990-99). Other Personnel Benefits	581,000.00	0.00	581,000.00	0.00
Sub-total		31,732,000.00	2,852,489.70	25,239,895.37	6,492,104.63
MAINTENANCE AND OTHER OPERATING EXPENSE					
5020101000	(5020101000). Traveling Expenses - Local	600,000.00	17,347.00	454,937.00	145,063.00
50202010-02	(50202010-02). Training Expenses	59,903.25	2,448.00	34,151.25	25,752.00
50203010-01	(50203010-01). ICT Office Supplies Expenses	31,517.00	0.00	0.00	31,517.00
50203010-02	(50203010-02). Office Supplies Expenses	4,000.00	0.00	4,000.00	0.00
5020309000	(5020309000). Fuel, Oil and Lubricants Expenses	650,000.00	29,363.14	287,507.03	362,492.97
50203210-03	(50203210-03). Information and Communications Technology Equipment	270,078.00	0.00	270,078.00	0.00
5020399000	(5020399000). Other Supplies and Materials Expenses	202,925.00	84,000.00	202,925.00	0.00
5020401000	(5020401000). Water Expenses	500,000.00	33,573.46	403,361.31	96,638.69
5020402000	(5020402000). Electricity Expenses	3,725,876.42	0.00	0.00	3,725,876.42
5020501000	(5020501000). Postage and Courier Services	50,000.00	0.00	275.00	49,725.00
50205020-01	(50205020-01). Mobile	300,000.00	17,557.00	201,463.41	98,536.59
50205020-02	(50205020-02). Landline	477,979.00	7,050.75	240,329.98	237,649.02
50206010-01	(50206010-01). Awards/Rewards Expenses	650,000.00	0.00	304,530.00	345,470.00
5020602000	(5020602000). Prizes	50,000.00	0.00	0.00	50,000.00

5021003000	(5021003000). Extraordinary and Miscellaneous Expenses	136,000.00	0.00	68,240.81	67,759.19
5021101000	(5021101000). Legal Services	417,550.00	100.00	417,550.00	0.00
5021102000	(5021102000). Auditing Services	4,000.00	0.00	0.00	4,000.00
5021199000	(5021199000). Other Professional Services	323,328.00	0.00	323,328.00	0.00
5021202000	(5021202000). Janitorial Services	2,718,060.78	0.00	2,718,060.78	0.00
5021203000	(5021203000). Security Services	4,601,117.30	0.00	4,426,771.72	174,345.58
50212990-99	(50212990-99). Other General Services	289,000.00	0.00	289,000.00	0.00
50213050-02	(50213050-02). Office Equipment	208,800.00	0.00	208,800.00	0.00
50213050-03	(50213050-03). ICT Equipment	114,181.00	0.00	114,181.00	0.00
50213060-01	(50213060-01). Motor Vehicles	362,031.67	90,907.31	362,031.67	0.00
50213080-01	(50213080-01). Buildings and Other Structures	219,312.90	208,127.90	219,312.90	0.00
50213210-03	(50213210-03). Information and Communications Technology Equipment	185,819.00	0.00	31,300.00	154,519.00
50215010-01	(50215010-01). Taxes, Duties and Licenses	31,007.00	0.00	14,427.00	16,580.00
5021502000	(5021502000). Fidelity Bond Premiums	675,424.02	0.00	325,695.75	349,728.27
5021601000	(5021601000). Labor and Wages	100,000.00	15,570.99	26,174.04	73,825.96
5029901000	(5029901000). Advertising, Promotional and Marketing Expenses	115,250.05	0.00	13,040.91	102,209.14
5029902000	(5029902000). Printing and Publication Expenses	197,610.00	0.00	0.00	197,610.00
5029903000	(5029903000). Representation Expenses	501,763.61	89,388.05	466,323.51	35,440.10
50299050-01	(50299050-01). Rents - Buildings and Structures	875,903.00	0.00	711,155.00	164,748.00
50299050-03	(50299050-03). Rents - Motor Vehicles	175,200.00	0.00	175,200.00	0.00
50299050-04	(50299050-04). Rents - Equipment	960.00	0.00	960.00	0.00
50299050-06	(50299050-06). Operating Lease	9,672,937.00	0.00	9,524,234.41	148,702.59
50299990-99	(50299990-99). Other Maintenance and Operating Expenses	43,466.00	0.00	43,466.00	0.00
Sub-total		29,541,000.00	595,433.60	22,882,811.48	6,658,188.52
CAPITAL OUTLAY					
50604060-01	(50604060-01). Motor Vehicles	2,750,000.00	0.00	2,513,161.43	236,838.57
Sub-total		2,750,000.00	0.00	2,513,161.43	236,838.57
TOTAL 100000100001000		64,023,000.00	3,447,923.30	50,635,868.28	13,387,131.72

31010010000100 Scientific Research and Development in the Advanced Fields of Studies including Microelectronics and Information Technology					
PERSONNEL SERVICES					
50101010-01	(50101010-01). Basic Salary - Civilian	32,554,542.00	2,680,789.55	32,554,542.00	0.00
50102010-01	(50102010-01). PERA - Civilian	1,464,000.00	118,000.00	1,327,181.82	136,818.18
5010202000	(5010202000). Representation Allowance (RA)	288,000.00	21,000.00	250,500.00	37,500.00
50102030-01	(50102030-01). Transportation Allowance	288,000.00	21,000.00	246,000.00	42,000.00
50102040-01	(50102040-01). Clothing/Uniform Allowance - Civilian	427,000.00	0.00	427,000.00	0.00
50102140-01	(50102140-01). Year-End Bonus-Civilian	2,734,000.00	2,716,789.50	2,734,000.00	0.00
50102150-01	(50102150-01). Cash Gift - Civilian	300,000.00	295,000.00	297,500.00	2,500.00
50102160-01	(50102160-01). Mid-Year Bonus-Civilian	2,921,458.00	0.00	2,921,458.00	0.00
50102990-12	(50102990-12). Productivity Enhancement Incentive - Civilian	305,000.00	0.00	0.00	305,000.00
50103020-01	(50103020-01). Pag-IBIG - Civilian	146,000.00	12,800.00	135,800.00	10,200.00
50103030-01	(50103030-01). PhilHealth - Civilian	818,000.00	80,984.45	817,512.11	487.89
50103040-01	(50103040-01). ECIP - Civilian	73,000.00	6,400.00	67,400.00	5,600.00
50104990-10	(50104990-10). Lump-sum for Step Increments - Length of Service	82,000.00	0.00	0.00	82,000.00
Sub-total		42,401,000.00	5,952,763.50	41,778,893.93	622,106.07
MAINTENANCE AND OTHER OPERATING EXPENSE					
5020101000	(5020101000). Traveling Expenses - Local	2,629,443.16	118,560.00	1,638,563.11	990,880.05
5020102000	(5020102000). Traveling Expenses - Foreign	1,555,343.84	219,416.36	904,053.07	651,290.77
50202010-01	(50202010-01). ICT Training Expenses	349,517.00	40,006.00	272,006.00	77,511.00
50202010-02	(50202010-02). Training Expenses	2,112,802.57	60,052.59	1,660,423.03	452,379.54
50203010-01	(50203010-01). ICT Office Supplies Expenses	580,860.85	0.00	2,585.00	578,275.85
50203010-02	(50203010-02). Office Supplies Expenses	805,107.11	7,480.00	452,297.13	352,809.98
5020302000	(5020302000). Accountable Forms Expenses	1,000.00	0.00	1,000.00	0.00
50203210-02	(50203210-02). Office Equipment	524,581.12	11,914.00	498,480.12	26,101.00
50203210-03	(50203210-03). Information and Communications Technology Equipment	547,394.02	40,211.00	447,394.02	100,000.00


50203210-13	(50203210-13). Technical and Scientific Equipment	460,344.90	55,885.00	404,344.90	56,000.00
50203210-99	(50203210-99). Other Machinery and Equipment	27,280.00	27,280.00	27,280.00	0.00
50203220-01	(50203220-01). Furniture and Fixtures	144,168.00	0.00	144,168.00	0.00
50203220-02	(50203220-02). Books	71,849.05	0.00	66,747.75	5,101.30
5020399000	(5020399000). Other Supplies and Materials Expenses	3,304,079.09	138,827.00	2,266,999.48	1,037,079.61
5020402000	(5020402000). Electricity Expenses	5,457,812.91	0.00	657,812.91	4,800,000.00
5020501000	(5020501000). Postage and Courier Services	3,000.00	0.00	1,669.00	1,331.00
50205020-01	(50205020-01). Mobile	41,200.00	0.00	700.00	40,500.00
5020503000	(5020503000). Internet Subscription Expenses	43,750,524.47	0.00	38,704,180.34	5,046,344.13
50206010-01	(50206010-01). Awards/Rewards Expenses	50,400.00	0.00	50,400.00	0.00
50207020-01	(50207020-01). ICT Research, Exploration and Development	3,404,698.80	990,475.00	2,550,390.02	854,308.78
50207020-02	(50207020-02). Research, Exploration and Development	5,996,160.70	852,250.00	3,810,671.28	2,185,489.42
5021102000	(5021102000). Auditing Services	246,080.00	9,023.27	219,135.17	26,944.83
5021199000	(5021199000). Other Professional Services	16,265,683.66	1,186,848.89	13,585,505.58	2,680,178.08
5021202000	(5021202000). Janitorial Services	310,048.61	0.00	310,048.61	0.00
50213050-01	(50213050-01). Machinery	10,000.00	0.00	0.00	10,000.00
50213050-02	(50213050-02). Office Equipment	352,400.00	0.00	352,400.00	0.00
50213060-01	(50213060-01). Motor Vehicles	136,306.25	0.00	136,306.25	0.00
50213080-01	(50213080-01). Buildings and Other Structures	480.00	0.00	480.00	0.00
50213210-02	(50213210-02). Office Equipment	37.95	0.00	37.95	0.00
50215010-01	(50215010-01). Taxes, Duties and Licenses	8,000.00	0.00	0.00	8,000.00
5021503000	(5021503000). Insurance Expenses	3,949,624.45	0.00	3,949,624.45	0.00
5021601000	(5021601000). Labor and Wages	63,274.50	0.00	0.00	63,274.50
5029902000	(5029902000). Printing and Publication Expenses	70,000.00	0.00	0.00	70,000.00
5029903000	(5029903000). Representation Expenses	272,374.00	14,611.00	87,703.40	184,670.60
5029904000	(5029904000). Transportation and Delivery Expenses	50,000.00	10,000.00	50,000.00	0.00
50299050-01	(50299050-01). Rents - Buildings and Structures	4,355,500.00	(23,100.00)	3,226,086.00	1,129,414.00

50299050-03	(50299050-03). Rents - Motor Vehicles	587,300.00	0.00	466,192.00	121,108.00
50299050-06	(50299050-06). Operating Lease	11,436,887.96	175,000.00	11,436,887.96	0.00
50299070-01	(50299070-01). ICT Software Subscription	14,974,535.03	5,871,291.17	13,552,783.28	1,421,751.75
50299070-99	(50299070-99). Other Subscription Expenses	2,538,900.00	0.00	2,448,339.68	90,560.32
Sub-total		127,445,000.00	9,806,031.28	104,383,695.49	23,061,304.51
TOTAL 310100100001000		169,846,000.00	15,758,794.78	146,162,589.42	23,683,410.58
31020010000100 Technical Transfer through diffusion and commercialization					
MAINTENANCE AND OTHER OPERATING EXPENSE					
5020101000	(5020101000). Traveling Expenses - Local	1,061,001.00	141,982.00	555,390.31	505,610.69
5020102000	(5020102000). Traveling Expenses - Foreign	1,412.00	0.00	1,412.00	0.00
50202010-02	(50202010-02). Training Expenses	216,209.00	15,000.00	41,209.00	175,000.00
50203010-01	(50203010-01). ICT Office Supplies Expenses	312,636.00	0.00	0.00	312,636.00
50203010-02	(50203010-02). Office Supplies Expenses	28,963.65	0.00	28,963.65	0.00
5020309000	(5020309000). Fuel, Oil and Lubricants Expenses	30,000.00	(2,599.79)	7,400.21	22,599.79
50203210-01	(50203210-01). Machinery	3,400.00	0.00	3,400.00	0.00
50203210-02	(50203210-02). Office Equipment	249,465.50	0.00	249,465.50	0.00
50203210-03	(50203210-03). Information and Communications Technology	1,214,299.00	715,649.00	1,169,671.00	44,628.00
50203210-13	(50203210-13). Technical and Scientific Equipment	658,937.00	0.00	658,937.00	0.00
50203220-01	(50203220-01). Furniture and Fixtures	354,563.00	0.00	154,563.00	200,000.00
50203220-02	(50203220-02). Books	280,403.00	0.00	280,403.00	0.00
5020399000	(5020399000). Other Supplies and Materials Expenses	2,245,855.82	0.00	889,779.40	1,356,076.42
5020401000	(5020401000). Water Expenses	107,920.00	0.00	98,809.19	9,110.81
5020402000	(5020402000). Electricity Expenses	14,813,030.72	1,870,664.04	12,462,760.64	2,350,270.08
5020501000	(5020501000). Postage and Courier Services	9,970.00	322.00	4,412.00	5,558.00
50205020-01	(50205020-01). Mobile	995,000.00	0.00	53,409.88	941,590.12
50205020-02	(50205020-02). Landline	49,150.00	0.00	16,965.55	32,184.45
5020503000	(5020503000). Internet Subscription Expenses	31,874,441.36	0.00	29,214,022.93	2,660,418.43

50211030-02	(50211030-02). Consultancy Services	330,000.00	0.00	330,000.00	0.00
5021199000	(5021199000). Other Professional Services	52,187,945.00	5,022,192.43	41,720,772.62	10,467,172.38
50212990-99	(50212990-99). Other General Services	5,000.00	0.00	0.00	5,000.00
50213050-01	(50213050-01). Machinery	559,634.00	0.00	0.00	559,634.00
50213050-02	(50213050-02). Office Equipment	683,320.00	0.00	683,320.00	0.00
50213050-14	(50213050-14). Technical and Scientific Equipment	16,247,857.25	51,207.39	12,332,456.43	3,915,400.82
50213060-01	(50213060-01). Motor Vehicles	63,850.00	(3,500.00)	60,350.00	3,500.00
50213080-01	(50213080-01). Buildings and Other Structures	10,746.00	(3,109.17)	7,636.83	3,109.17
50213210-13	(50213210-13). Technical and Scientific Equipment	27,910.20	0.00	27,910.20	0.00
50215010-01	(50215010-01). Taxes, Duties and Licenses	180,000.00	0.00	92,133.50	87,866.50
5021503000	(5021503000). Insurance Expenses	2,006,542.00	0.00	1,371,873.28	634,668.72
5029901000	(5029901000). Advertising, Promotional and Marketing Expenses	40,000.00	0.00	0.00	40,000.00
5029902000	(5029902000). Printing and Publication Expenses	212,200.00	0.00	21,500.00	190,700.00
5029903000	(5029903000). Representation Expenses	497,500.00	233,305.00	317,407.65	180,092.35
5029904000	(5029904000). Transportation and Delivery Expenses	3,000.00	0.00	0.00	3,000.00
50299050-01	(50299050-01). Rents - Buildings and Structures	601,032.10	0.00	465,125.00	135,907.10
50299050-03	(50299050-03). Rents - Motor Vehicles	275,000.00	65,000.00	167,499.00	107,501.00
50299050-06	(50299050-06). Operating Lease	16,768,482.00	0.00	16,762,600.32	5,881.68
50299070-01	(50299070-01). ICT Software Subscription	1,803,706.40	0.00	433,706.40	1,370,000.00
50299070-99	(50299070-99). Other Subscription Expenses	1,221,618.00	0.00	1,142,118.00	79,500.00
Sub-total		148,232,000.00	8,106,112.90	121,827,383.49	26,404,616.51
TOTAL 310200100001000		148,232,000.00	8,106,112.90	121,827,383.49	26,404,616.51
TOTAL Regular		382,101,000.00	27,312,830.98	318,625,841.19	63,475,158.81
TOTAL CURRENT YEAR BUDGET		382,101,000.00	27,312,830.98	318,625,841.19	63,475,158.81

GRAND TOTAL	382,101,000.00	27,312,830.98	318,625,841.19	63,475,158.81
-------------	----------------	---------------	----------------	---------------


Certified Correct:

 Digitally signed by Jayson C. Hernandez

JAYSON C. HERNANDEZ

Budget Officer

Submitted by:

 Digitally signed by Cayaban May Celicious

MAY C. CAYABAN

Chief Administrative Officer



Republic of the Philippines
Advanced Science and Technology Institute
 ASTI Building, C.P. Garcia Avenue, Diliman, Quezon City

STATEMENT OF ALLOTMENT, OBLIGATIONS AND BALANCES

As of November 30, 2025

Fund : Regular Agency Fund - General Fund - Automatic Appropriations - Retirement and Life Insurance Premiums

Legal Basis : RA 12116 Automatic Appropriation 2025 CURRENT

Program / Activity Project/ Allotment Class / Object of Expenditure	Allotment Received	Obligations Incurred		Unobligated Balance of Allotment	Remarks
		This Report	To Date		
CURRENT YEAR BUDGET					
AUTOMATIC APPROPRIATION					
10000010000100 General Management and Supervision					
PERSONNEL SERVICES					
5010301000 (5010301000). Retirement and Life Insurance Premiums	1,900,000.00	286,064.44	1,454,070.46	445,929.54	
Sub-total	1,900,000.00	286,064.44	1,454,070.46	445,929.54	
TOTAL 100000100001000	1,900,000.00	286,064.44	1,454,070.46	445,929.54	
31010010000100 Scientific Research and Development in the Advanced Fields of Studies including Microelectronics and Information Technology					
PERSONNEL SERVICES					
5010301000 (5010301000). Retirement and Life Insurance Premiums	3,930,000.00	346,980.44	3,930,000.00	0.00	
Sub-total	3,930,000.00	346,980.44	3,930,000.00	0.00	
TOTAL 310100100001000	3,930,000.00	346,980.44	3,930,000.00	0.00	
TOTAL Automatic Appropriation	5,830,000.00	633,044.88	5,384,070.46	445,929.54	

TOTAL CURRENT YEAR BUDGET	5,830,000.00	633,044.88	5,384,070.46	445,929.54	
GRAND TOTAL	5,830,000.00	633,044.88	5,384,070.46	445,929.54	

Certified Correct:



Digitally signed
by Jayson C.
Hernandez

JAYSON C. HERNANDEZ

Budget Officer

Submitted by:



Digitally signed
by Cayaban
May Celicious

MAY C. CAYABAN

Chief Administrative Officer



Republic of the Philippines
Advanced Science and Technology Institute
 ASTI Building, C.P. Garcia Avenue, Diliman, Quezon City

STATEMENT OF ALLOTMENT, OBLIGATIONS AND BALANCES


As of November 30, 2025

Fund : Regular Agency Fund - General Fund - New General Appropriations - Miscellaneous Personnel Benefits
Legal Basis : RA 12116 Regular 2025 CURRENT

Program / Activity Project/ Allotment Class / Object of Expenditure	Allotment Received	Obligations Incurred		Unobligated Balance of Allotment	Remarks
		This Report	To Date		
CURRENT YEAR BUDGET					
REGULAR					
10000010000100 General Management and Supervision					
PERSONNEL SERVICES					
50101010-01 (50101010-01). Basic Salary - Civilian	4,756,953.94	633,926.28	1,654,550.28	3,102,403.66	
50102140-01 (50102140-01). Year-End Bonus-Civilian	319,122.50	319,122.50	319,122.50	0.00	
50102150-01 (50102150-01). Cash Gift - Civilian	5,000.00	5,000.00	5,000.00	0.00	
50102990-14 (50102990-14). Performance Based Bonus - Civilian	1,966,925.00	1,966,924.97	1,966,924.97	0.03	
50103030-01 (50103030-01). PhilHealth - Civilian	11,923.56	11,923.56	11,923.56	0.00	
Sub-total	7,059,925.00	2,936,897.31	3,957,521.31	3,102,403.69	
TOTAL 100000100001000	7,059,925.00	2,936,897.31	3,957,521.31	3,102,403.69	
TOTAL Regular	7,059,925.00	2,936,897.31	3,957,521.31	3,102,403.69	
TOTAL CURRENT YEAR BUDGET	7,059,925.00	2,936,897.31	3,957,521.31	3,102,403.69	

GRAND TOTAL	7,059,925.00	2,936,897.31	3,957,521.31	3,102,403.69
-------------	--------------	--------------	--------------	--------------

Certified Correct:

 Digitally signed by Jayson C. Hernandez

JAYSON C. HERNANDEZ

Budget Officer

Submitted by:

 Digitally signed by Cayaban May Celicious

MAY C. CAYABAN

Chief Administrative Officer



Republic of the Philippines
Advanced Science and Technology Institute
 ASTI Building, C.P. Garcia Avenue, Diliman, Quezon City

STATEMENT OF ALLOTMENT, OBLIGATIONS AND BALANCES

As of November 30, 2025

Fund : Regular Agency Fund - General Fund - Continuing Appropriations - Specific Budgets of National Government Agencies
Legal Basis : RA 11975 UNOBLIGATED ALLOTMENT Regular 2024 CONTINUING

Program / Activity Project/ Allotment Class / Object of Expenditure	Allotment Received	Obligations Incurred		Unobligated Balance of Allotment	Remarks
		This Report	To Date		
PRIOR YEAR'S BUDGET (CONTINUING APPROPRIATION)					
REGULAR					
10000010000100 General Management and Supervision					
MAINTENANCE AND OTHER OPERATING EXPENSE					
5020101000 (5020101000). Traveling Expenses - Local	90.00	0.00	90.00	0.00	
50202010-02 (50202010-02). Training Expenses	15,102.80	0.00	0.00	15,102.80	
5020309000 (5020309000). Fuel, Oil and Lubricants Expenses	13,368.85	0.00	13,368.85	0.00	
50203210-02 (50203210-02). Office Equipment	8,380.00	0.00	8,380.00	0.00	
50203210-03 (50203210-03). Information and Communications Technology Equipment	33,450.00	0.00	33,450.00	0.00	
50203220-01 (50203220-01). Furniture and Fixtures	1,859,024.00	0.00	1,859,024.00	0.00	
5020399000 (5020399000). Other Supplies and Materials Expenses	16,291.00	0.00	16,291.00	0.00	
5020401000 (5020401000). Water Expenses	32,046.70	0.00	0.00	32,046.70	
5020402000 (5020402000). Electricity Expenses	726,065.15	0.00	597,303.01	128,762.14	
5020501000 (5020501000). Postage and Courier Services	49,053.00	0.00	788.00	48,265.00	

50205020-01	(50205020-01). Mobile	233,481.95	0.00	8,389.71	225,092.24
50205020-02	(50205020-02). Landline	68,575.36	0.00	0.00	68,575.36
5021101000	(5021101000). Legal Services	200.00	0.00	200.00	0.00
5021199000	(5021199000). Other Professional Services	21,000.00	0.00	21,000.00	0.00
5021202000	(5021202000). Janitorial Services	5,805.00	0.00	5,805.00	0.00
50213050-01	(50213050-01). Machinery	208,448.20	0.00	0.00	208,448.20
50213060-01	(50213060-01). Motor Vehicles	34,292.75	0.00	0.00	34,292.75
50213080-01	(50213080-01). Buildings and Other Structures	280.00	0.00	280.00	0.00
50213210-03	(50213210-03). Information and Communications Technology	9,353.00	0.00	0.00	9,353.00
50215010-01	(50215010-01). Taxes, Duties and Licenses	19,930.00	0.00	60.00	19,870.00
5021502000	(5021502000). Fidelity Bond Premiums	21,098.00	0.00	0.00	21,098.00
5021503000	(5021503000). Insurance Expenses	25,039.81	0.00	0.00	25,039.81
5029901000	(5029901000). Advertising, Promotional and Marketing	8,777.66	0.00	0.00	8,777.66
5029902000	(5029902000). Printing and Publication Expenses	1,222.20	0.00	0.00	1,222.20
5029903000	(5029903000). Representation Expenses	7,289.10	0.00	0.00	7,289.10
50299050-01	(50299050-01). Rents - Buildings and Structures	11,480.59	0.00	0.00	11,480.59
50299990-99	(50299990-99). Other Maintenance and Operating Expenses	70,001.40	0.00	0.00	70,001.40
Sub-total		3,499,146.52	0.00	2,564,429.57	934,716.95
TOTAL 100000100001000		3,499,146.52	0.00	2,564,429.57	934,716.95
31010010000100 Scientific Research and Development in the Advanced Fields of Studies including Microelectronics and Information Technology					
MAINTENANCE AND OTHER OPERATING EXPENSE					
5020101000	(5020101000). Traveling Expenses - Local	502,332.90	0.00	18,812.00	483,520.90
5020102000	(5020102000). Traveling Expenses - Foreign	153,486.33	0.00	0.00	153,486.33
50202010-01	(50202010-01). ICT Training Expenses	293,078.22	0.00	31,933.37	261,144.85
50202010-02	(50202010-02). Training Expenses	210,465.70	0.00	0.00	210,465.70
50203010-01	(50203010-01). ICT Office Supplies Expenses	1,530.00	0.00	1,530.00	0.00
50203210-02	(50203210-02). Office Equipment	142,497.65	0.00	142,497.65	0.00

50203210-03	(50203210-03). Information and Communications Technology Equipment	2,261,641.00	0.00	2,261,641.00	0.00
50203220-01	(50203220-01). Furniture and Fixtures	3,212.00	0.00	3,212.00	0.00
5020399000	(5020399000). Other Supplies and Materials Expenses	665,464.66	0.00	665,464.66	0.00
5020402000	(5020402000). Electricity Expenses	3,722,399.27	0.00	0.00	3,722,399.27
5020501000	(5020501000). Postage and Courier Services	300,000.00	0.00	0.00	300,000.00
50205020-01	(50205020-01). Mobile	12,000.00	0.00	0.00	12,000.00
5020503000	(5020503000). Internet Subscription Expenses	1,280,152.71	0.00	0.00	1,280,152.71
50207020-01	(50207020-01). ICT Research, Exploration and Development Equipment	75,092.74	0.00	2,194.00	72,898.74
50207020-02	(50207020-02). Research, Exploration and Development Equipment	10,477.33	0.00	10,477.33	0.00
5021102000	(5021102000). Auditing Services	56,470.09	0.00	6,970.09	49,500.00
5021199000	(5021199000). Other Professional Services	2,102,553.67	0.00	1,908,523.63	194,030.04
50213080-01	(50213080-01). Buildings and Other Structures	3,048,570.00	0.00	3,048,570.00	0.00
50215010-01	(50215010-01). Taxes, Duties and Licenses	8,000.00	0.00	0.00	8,000.00
5021503000	(5021503000). Insurance Expenses	764,898.97	0.00	0.00	764,898.97
5029901000	(5029901000). Advertising, Promotional and Marketing Expenses	42,999.81	0.00	0.00	42,999.81
5029902000	(5029902000). Printing and Publication Expenses	27,000.00	0.00	0.00	27,000.00
5029903000	(5029903000). Representation Expenses	399,374.77	0.00	0.00	399,374.77
5029904000	(5029904000). Transportation and Delivery Expenses	62,800.00	0.00	0.00	62,800.00
50299050-01	(50299050-01). Rents - Buildings and Structures	897,550.00	0.00	897,550.00	0.00
50299050-03	(50299050-03). Rents - Motor Vehicles	145,000.00	0.00	145,000.00	0.00
50299070-01	(50299070-01). ICT Software Subscription	95,457.16	0.00	0.00	95,457.16
50299990-99	(50299990-99). Other Maintenance and Operating Expenses	552,651.04	0.00	28,000.00	524,651.04
Sub-total		17,837,156.02	0.00	9,172,375.73	8,664,780.29
CAPITAL OUTLAY					
50604050-02	(50604050-02). Office Equipment	174,080.25	174,080.25	174,080.25	0.00
50604050-03	(50604050-03). Information and Communication Technology Equipment	503,029.95	93,147.00	385,547.00	117,482.95
Sub-total		677,110.20	267,227.25	559,627.25	117,482.95
TOTAL 310100100001000		18,514,266.22	267,227.25	9,732,002.98	8,782,263.24

31020010000100 Technical Transfer through diffusion and commercialization					
MAINTENANCE AND OTHER OPERATING EXPENSE					
5020101000	(5020101000). Traveling Expenses - Local	418,812.09	0.00	69,363.40	349,448.69
5020102000	(5020102000). Traveling Expenses - Foreign	200,000.00	0.00	0.00	200,000.00
50202010-02	(50202010-02). Training Expenses	61,350.00	0.00	0.00	61,350.00
50203010-02	(50203010-02). Office Supplies Expenses	15,500.00	0.00	0.00	15,500.00
50203210-03	(50203210-03). Information and Communications Technology Equipment	76,048.11	0.00	47,495.00	28,553.11
50203210-13	(50203210-13). Technical and Scientific Equipment	250,519.00	0.00	0.00	250,519.00
5020399000	(5020399000). Other Supplies and Materials Expenses	336,335.00	0.00	4,350.00	331,985.00
5020401000	(5020401000). Water Expenses	11,743.97	0.00	7,896.26	3,847.71
5020402000	(5020402000). Electricity Expenses	1,246,643.53	0.00	1,246,643.53	0.00
5020501000	(5020501000). Postage and Courier Services	9,756.00	0.00	0.00	9,756.00
50205020-01	(50205020-01). Mobile	43,143.87	0.00	0.00	43,143.87
50205020-02	(50205020-02). Landline	99,728.00	0.00	0.00	99,728.00
5020503000	(5020503000). Internet Subscription Expenses	112,235.73	0.00	0.00	112,235.73
5021101000	(5021101000). Legal Services	203,900.00	0.00	3,400.00	200,500.00
50211030-02	(50211030-02). Consultancy Services	200,000.00	0.00	0.00	200,000.00
5021199000	(5021199000). Other Professional Services	5,030,402.52	0.00	1,812,715.68	3,217,686.84
50212990-99	(50212990-99). Other General Services	87,267.60	0.00	0.00	87,267.60
50213050-01	(50213050-01). Machinery	286,600.00	0.00	0.00	286,600.00
50213050-14	(50213050-14). Technical and Scientific Equipment	474,888.28	0.00	0.00	474,888.28
50213050-99	(50213050-99). Other Machinery and Equipment	108,180.00	0.00	0.00	108,180.00
50213080-01	(50213080-01). Buildings and Other Structures	3,000,415.68	0.00	3,000,415.68	0.00
50215010-01	(50215010-01). Taxes, Duties and Licenses	171,866.20	0.00	4,350.00	167,516.20
5029901000	(5029901000). Advertising, Promotional and Marketing Expenses	15,298.00	0.00	0.00	15,298.00
5029902000	(5029902000). Printing and Publication Expenses	135,000.00	0.00	0.00	135,000.00
5029903000	(5029903000). Representation Expenses	152,763.38	0.00	0.00	152,763.38

5029904000	(5029904000). Transportation and Delivery Expenses	71,200.00	0.00	0.00	71,200.00
50299050-01	(50299050-01). Rents - Buildings and Structures	2,493.44	0.00	0.00	2,493.44
50299050-03	(50299050-03). Rents - Motor Vehicles	395,800.00	0.00	0.00	395,800.00
50299070-01	(50299070-01). ICT Software Subscription	8,820.00	0.00	0.00	8,820.00
50299990-99	(50299990-99). Other Maintenance and Operating Expenses	908,000.00	0.00	908,000.00	0.00
Sub-total		14,134,710.40	0.00	7,104,629.55	7,030,080.85
TOTAL 310200100001000		14,134,710.40	0.00	7,104,629.55	7,030,080.85
TOTAL Regular		36,148,123.14	267,227.25	19,401,062.10	16,747,061.04
TOTAL PRIOR YEAR'S BUDGET		36,148,123.14	267,227.25	19,401,062.10	16,747,061.04
GRAND TOTAL		36,148,123.14	267,227.25	19,401,062.10	16,747,061.04

Certified Correct:  Digitally signed by Jayson C. Hernandez

JAYSON C. HERNANDEZ
Budget Officer

Submitted by:  Digitally signed by Cayaban May Celicious

MAY C. CAYABAN
Chief Administrative Officer