




STATEMENT OF APPROPRIATIONS, ALLOTMENTS, OBLIGATIONS, DISBURSEMENTS AND BALANCES
CONTINUING APPROPRIATIONS
As of February 28, 2026

Department: Department of Science and Technology (DOST)
 Agency: Advanced Science and Technology Institute

Particulars	UACS CODE	Appropriation			Allotments				Obligations	Disbursements	Balances		
		Authorized Appropriation	Adjustments (To)/From, Realignment)	Adjusted Appropriations	Allotments Received	Transfer To	Transfer From	Adjusted Total Allotments			Unreleased Appropriations	Unobligated Allotment	Unpaid Obligations
I. Agency Specific Budget		36,520,966.02		36,520,966.02	36,520,966.02			36,520,966.02	4,050,175.72	3,075,579.89		32,470,790.30	974,595.83
Specific Budgets of National Government Agencies	1102101	36,520,966.02		36,520,966.02	36,520,966.02			36,520,966.02	4,050,175.72	3,075,579.89		32,470,790.30	974,595.83
General Administration and Support		3,621,252.54		3,621,252.54	3,621,252.54			3,621,252.54	102,652.36	53,852.36		3,518,600.18	48,800.00
General Management and Supervision		3,621,252.54		3,621,252.54	3,621,252.54			3,621,252.54	102,652.36	53,852.36		3,518,600.18	48,800.00
PS													
MOOE		3,384,413.97		3,384,413.97	3,384,413.97			3,384,413.97	102,652.36	53,852.36		3,281,761.61	48,800.00
CO		236,838.57		236,838.57	236,838.57			236,838.57				236,838.57	
Operations		32,899,713.48		32,899,713.48	32,899,713.48			32,899,713.48	3,947,523.36	3,021,727.53		28,952,190.12	925,795.83
Advanced Science and Technology Research and Development Program		19,232,116.84		19,232,116.84	19,232,116.84			19,232,116.84	847,105.33	547,451.77		18,385,011.51	299,653.56
PS													
MOOE		19,232,116.84		19,232,116.84	19,232,116.84			19,232,116.84	847,105.33	547,451.77		18,385,011.51	299,653.56
CO													
Advanced Science and Technology Transfer Program		13,667,596.64		13,667,596.64	13,667,596.64			13,667,596.64	3,100,418.03	2,474,275.76		10,567,178.61	626,142.27
MOOE		13,667,596.64		13,667,596.64	13,667,596.64			13,667,596.64	3,100,418.03	2,474,275.76		10,567,178.61	626,142.27
CO													
II. Automatic Appropriations													
Retirement and Life Insurance Premiums	1104102												
General Administration and Support													
General Management and Supervision													
PS													
Operations													
Advanced Science and Technology Research and Development Program													
PS													
III. Special Purpose Fund													
Miscellaneous and Personnel Benefits Fund	1101406												
General Administration and Support													
General Management and Supervision													
PS													
GRAND TOTAL		36,520,966.02		36,520,966.02	36,520,966.02			36,520,966.02	4,050,175.72	3,075,579.89		32,470,790.30	974,595.83
PS													
MOOE		36,284,127.45		36,284,127.45	36,284,127.45			36,284,127.45	4,050,175.72	3,075,579.89		32,233,951.73	974,595.83
FinEX													
CO		236,838.57		236,838.57	236,838.57			236,838.57				236,838.57	

Prepared by:

 Jayson C. Hernandez
 Budget Officer
 Date:

In Coordination with

 Gay Concepcion S. Bugagao
 Accountant
 Date:

Approved By:

 Franz A. de Leon, Ph.D.
 Head of Agency
 Date:

STATEMENT OF APPROPRIATIONS, ALLOTMENTS, OBLIGATIONS, DISBURSEMENTS AND BALANCES
CURRENT APPROPRIATIONS
As of February 28, 2026

Department: Department of Science and Technology (DOST)
 Agency: Advanced Science and Technology Institute

Particulars	UACS CODE	Appropriation			Allotments			Obligations	Disbursements	Balances			
		Authorized Appropriation	Adjustments (To)/From, Realignment)	Adjusted Appropriations	Allotments Received	Transfer To	Transfer From			Adjusted Total Allotments	Unreleased Appropriations	Unobligated Allotment	Unpaid Obligations
I. Agency Specific Budget		400,849,000.00		400,849,000.00	400,849,000.00			400,849,000.00	47,422,095.22	14,861,823.61		353,426,904.78	32,560,271.61
Specific Budgets of National Government Agencies	1101101	400,849,000.00		400,849,000.00	400,849,000.00			400,849,000.00	47,422,095.22	14,861,823.61		353,426,904.78	32,560,271.61
General Administration and Support		64,458,000.00		64,458,000.00	64,458,000.00			64,458,000.00	16,705,719.10	2,678,658.74		47,752,280.90	14,027,060.36
General Management and Supervision		64,458,000.00		64,458,000.00	64,458,000.00			64,458,000.00	16,705,719.10	2,678,658.74		47,752,280.90	14,027,060.36
PS		34,385,000.00		34,385,000.00	34,385,000.00			34,385,000.00	2,507,198.60	2,109,136.75		31,877,801.40	398,061.85
MOOE		30,073,000.00		30,073,000.00	30,073,000.00			30,073,000.00	14,198,520.50	569,521.99		15,874,479.50	13,628,998.51
CO													
Operations		336,391,000.00		336,391,000.00	336,391,000.00			336,391,000.00	30,716,376.12	12,183,164.87		305,674,623.88	18,533,211.25
Advanced Science and Technology Research and Development Program		188,358,000.00		188,358,000.00	188,358,000.00			188,358,000.00	24,622,039.20	8,039,048.95		163,735,960.80	16,582,990.25
PS		49,580,000.00		49,580,000.00	49,580,000.00			49,580,000.00	6,724,847.88	5,726,596.11		42,855,152.12	998,251.77
MOOE		136,448,000.00		136,448,000.00	136,448,000.00			136,448,000.00	17,897,191.32	2,312,452.84		118,550,808.68	15,584,738.48
CO		2,330,000.00		2,330,000.00	2,330,000.00			2,330,000.00				2,330,000.00	
Advanced Science and Technology Transfer Program		148,033,000.00		148,033,000.00	148,033,000.00			148,033,000.00	6,094,336.92	4,144,115.92		141,938,663.08	1,950,221.00
MOOE		148,033,000.00		148,033,000.00	148,033,000.00			148,033,000.00	6,094,336.92	4,144,115.92		141,938,663.08	1,950,221.00
CO													
III. Automatic Appropriations		6,319,000.00		6,319,000.00	6,319,000.00			6,319,000.00	989,383.86	487,179.90		5,329,616.14	502,203.96
Retirement and Life Insurance Premiums	1104102	6,319,000.00		6,319,000.00	6,319,000.00			6,319,000.00	989,383.86	487,179.90		5,329,616.14	502,203.96
General Administration and Support		1,676,000.00		1,676,000.00	1,676,000.00			1,676,000.00	246,434.28	122,778.24		1,429,565.72	123,656.04
General Management and Supervision		1,676,000.00		1,676,000.00	1,676,000.00			1,676,000.00	246,434.28	122,778.24		1,429,565.72	123,656.04
PS		1,676,000.00		1,676,000.00	1,676,000.00			1,676,000.00	246,434.28	122,778.24		1,429,565.72	123,656.04
Operations		4,643,000.00		4,643,000.00	4,643,000.00			4,643,000.00	742,949.58	364,401.66		3,900,050.42	378,547.92
Advanced Science and Technology Research and Development Program		4,643,000.00		4,643,000.00	4,643,000.00			4,643,000.00	742,949.58	364,401.66		3,900,050.42	378,547.92
PS		4,643,000.00		4,643,000.00	4,643,000.00			4,643,000.00	742,949.58	364,401.66		3,900,050.42	378,547.92
Customs Duties and Taxes, including Tax Expenditures	1101405												
General Administration and Support													
General Management and Supervision													
MOOE													
III. Special Purpose Fund													
Miscellaneous and Personnel Benefits Fund	1101406												
General Administration and Support													
General Management and Supervision													
PS													
Unprogrammed - For Payment of Personnel Benefits	1105462												
General Administration and Support													
General Management and Supervision													
PS													
Pension and Gratuity Fund	1101407												
General Administration and Support													
General Management and Supervision													
PS													
GRAND TOTAL		407,168,000.00		407,168,000.00	407,168,000.00			407,168,000.00	48,411,479.08	15,349,003.51		358,756,520.92	33,062,475.57
PS		90,284,000.00		90,284,000.00	90,284,000.00			90,284,000.00	10,221,430.34	8,322,912.76		80,062,569.66	1,898,517.58
MOOE		314,554,000.00		314,554,000.00	314,554,000.00			314,554,000.00	38,190,048.74	7,026,090.75		276,363,951.26	31,163,957.99
FinEX													
CO		2,330,000.00		2,330,000.00	2,330,000.00			2,330,000.00				2,330,000.00	

Prepared by:


 Digitally signed by
 Jayson C.
 Hernandez

Jayson C. Hernandez
 Budget Officer

Date:


In Coordination with


 Digitally signed by
 Gay Concepcion S.
 Bugagao

Gay Concepcion S. Bugagao
 Accountant

Date:

Approved By:


 Digitally signed by
 Franz A. de Leon, Ph.D.
 Date: 2026.03.03 16:49:
 12+06'00

Franz A. de Leon, Ph.D.
 Director

Date:



Republic of the Philippines
Advanced Science and Technology Institute
 ASTI Building, C.P. Garcia Avenue, Diliman, Quezon City

STATEMENT OF ALLOTMENT, OBLIGATIONS AND BALANCES

As of February 28, 2026

Fund : Regular Agency Fund - General Fund - New General Appropriations - Specific Budgets of National Government Agencies
Legal Basis : RA 12314 Regular 2026 CURRENT

Program / Activity Project/ Allotment Class / Object of Expenditure	Allotment Received	Obligations Incurred		Unobligated Balance of Allotment	Remarks
		This Report	To Date		
CURRENT YEAR BUDGET					
REGULAR					
10000010000100 General Management and Supervision					
PERSONNEL SERVICES					
50101010-01 (50101010-01). Basic Salary - Civilian	13,965,000.00	1,104,370.00	2,164,546.00	11,800,454.00	
50102010-01 (50102010-01). PERA - Civilian	600,000.00	45,000.00	93,000.00	507,000.00	
5010202000 (5010202000). Representation Allowance (RA)	192,000.00	16,000.00	32,000.00	160,000.00	
50102030-01 (50102030-01). Transportation Allowance	192,000.00	6,000.00	12,000.00	180,000.00	
50102040-01 (50102040-01). Clothing/Uniform Allowance - Civilian	175,000.00	0.00	0.00	175,000.00	
50102050-02 (50102050-02). Subsistence Allowance - Magna Carta Benefits for Science and Technology under P.A. 8420	3,406,000.00	116,675.00	116,825.00	3,289,175.00	
50102060-03 (50102060-03). Laundry Allowance - Magna Carta Benefits for Science and Technology under P.A. 8420	462,000.00	20,681.37	20,749.55	441,250.45	
50102110-04 (50102110-04). HP - Magna Carta Benefits for Science and Technology under P.A. 8420	8,320,000.00	4,455.00	4,924.38	8,315,075.62	
50102120-03 (50102120-03). Longevity Pay - Magna Carta Benefits for Science and Technology under P.A. 8420	4,012,000.00	0.00	0.00	4,012,000.00	
50102140-01 (50102140-01). Year-End Bonus-Civilian	1,164,000.00	0.00	0.00	1,164,000.00	

50102150-01	(50102150-01). Cash Gift - Civilian	125,000.00	0.00	0.00	125,000.00
50102160-01	(50102160-01). Mid-Year Bonus--Civilian	1,164,000.00	0.00	0.00	1,164,000.00
50102990-12	(50102990-12). Productivity Enhancement Incentive - Civilian	125,000.00	0.00	0.00	125,000.00
50103020-01	(50103020-01). Pag-IBIG - Civilian	60,000.00	4,400.00	9,000.00	51,000.00
50103030-01	(50103030-01). PhilHealth - Civilian	328,000.00	24,660.97	49,653.67	278,346.33
50103040-01	(50103040-01). ECIP - Civilian	30,000.00	4,500.00	4,500.00	25,500.00
50104990-10	(50104990-10). Lump-sum for Step Increments - Length of Service	35,000.00	0.00	0.00	35,000.00
50104990-15	(50104990-15). Loyalty Award - Civilian	30,000.00	0.00	0.00	30,000.00
Sub-total		34,385,000.00	1,346,742.34	2,507,198.60	31,877,801.40
MAINTENANCE AND OTHER OPERATING EXPENSE					
5020101000	(5020101000). Traveling Expenses - Local	613,000.00	18,185.00	28,705.00	584,295.00
50202010-02	(50202010-02). Training Expenses	61,000.00	0.00	0.00	61,000.00
50203010-01	(50203010-01). ICT Office Supplies Expenses	100,000.00	0.00	0.00	100,000.00
5020302000	(5020302000). Accountable Forms Expenses	1,000.00	1,000.00	1,000.00	0.00
5020309000	(5020309000). Fuel, Oil and Lubricants Expenses	650,000.00	24,413.06	39,279.62	610,720.38
50203210-02	(50203210-02). Office Equipment	199,000.00	0.00	0.00	199,000.00
5020399000	(5020399000). Other Supplies and Materials Expenses	600,000.00	0.00	0.00	600,000.00
5020401000	(5020401000). Water Expenses	550,000.00	0.00	152,307.88	397,692.12
5020501000	(5020501000). Postage and Courier Services	50,000.00	1,345.00	1,537.00	48,463.00
50205020-01	(50205020-01). Mobile	450,000.00	26,763.75	26,763.75	423,236.25
50205020-02	(50205020-02). Landline	350,000.00	0.00	188,490.75	161,509.25
50206010-01	(50206010-01). Awards/Rewards Expenses	630,000.00	0.00	0.00	630,000.00
5020602000	(5020602000). Prizes	50,000.00	0.00	0.00	50,000.00
5021003000	(5021003000). Extraordinary and Miscellaneous Expenses	136,000.00	36,692.76	36,692.76	99,307.24
5021101000	(5021101000). Legal Services	385,000.00	400.00	400.00	384,600.00
50211030-02	(50211030-02). Consultancy Services	232,000.00	0.00	0.00	232,000.00
5021201000	(5021201000). Environment/Sanitary Services	300,000.00	0.00	0.00	300,000.00

5021202000	(5021202000). Janitorial Services	4,000,000.00	0.00	3,962,496.00	37,504.00
50213050-07	(50213050-07). Communication Equipment	200,000.00	0.00	0.00	200,000.00
50213050-14	(50213050-14). Technical and Scientific Equipment	200,000.00	0.00	0.00	200,000.00
50213050-99	(50213050-99). Other Machinery and Equipment	50,000.00	0.00	0.00	50,000.00
50213060-01	(50213060-01). Motor Vehicles	504,000.00	0.00	0.00	504,000.00
50213080-01	(50213080-01). Buildings and Other Structures	250,000.00	1,600.00	1,600.00	248,400.00
50213210-03	(50213210-03). Information and Communications Technology	330,000.00	0.00	0.00	330,000.00
50213220-01	(50213220-01). Furniture and Fixtures	100,000.00	0.00	0.00	100,000.00
50213990-99	(50213990-99). Other Property, Plant and Equipment	100,000.00	0.00	0.00	100,000.00
50215010-01	(50215010-01). Taxes, Duties and Licenses	44,000.00	0.00	0.00	44,000.00
5021502000	(5021502000). Fidelity Bond Premiums	2,500,000.00	180,000.00	180,000.00	2,320,000.00
5021503000	(5021503000). Insurance Expenses	4,000,000.00	24,142.87	24,142.87	3,975,857.13
5021601000	(5021601000). Labor and Wages	735,000.00	0.00	0.00	735,000.00
5029901000	(5029901000). Advertising, Promotional and Marketing	166,000.00	0.00	0.00	166,000.00
5029902000	(5029902000). Printing and Publication Expenses	50,000.00	0.00	0.00	50,000.00
5029903000	(5029903000). Representation Expenses	372,000.00	30,870.45	30,870.45	341,129.55
50299050-01	(50299050-01). Rents - Buildings and Structures	990,000.00	0.00	0.00	990,000.00
50299050-03	(50299050-03). Rents - Motor Vehicles	600,000.00	0.00	0.00	600,000.00
50299050-06	(50299050-06). Operating Lease	9,525,000.00	9,524,234.42	9,524,234.42	765.58
Sub-total		30,073,000.00	9,869,647.31	14,198,520.50	15,874,479.50
TOTAL 100000100001000		64,458,000.00	11,216,389.65	16,705,719.10	47,752,280.90
31010010000100	Scientific Research and Development in the Advanced Fields of Studies including Microelectronics and Information Technology				
	PERSONNEL SERVICES				
50101010-01	(50101010-01). Basic Salary - Civilian	38,690,000.00	3,269,669.41	6,210,970.00	32,479,030.00
50102010-01	(50102010-01). PERA - Civilian	1,512,000.00	120,818.18	238,909.09	1,273,090.91
5010202000	(5010202000). Representation Allowance (RA)	288,000.00	22,500.00	40,500.00	247,500.00
50102030-01	(50102030-01). Transportation Allowance	288,000.00	22,500.00	40,500.00	247,500.00

50102040-01	(50102040-01). Clothing/Uniform Allowance - Civilian	441,000.00	0.00	0.00	441,000.00
50102140-01	(50102140-01). Year-End Bonus-Civilian	3,224,000.00	0.00	0.00	3,224,000.00
50102150-01	(50102150-01). Cash Gift - Civilian	315,000.00	0.00	0.00	315,000.00
50102160-01	(50102160-01). Mid-Year Bonus-Civilian	3,224,000.00	0.00	0.00	3,224,000.00
50102990-12	(50102990-12). Productivity Enhancement Incentive - Civilian	315,000.00	0.00	0.00	315,000.00
50103020-01	(50103020-01). Pag-IBIG - Civilian	151,000.00	12,600.00	24,600.00	126,400.00
50103030-01	(50103030-01). PhilHealth - Civilian	959,000.00	83,672.06	157,068.79	801,931.21
50103040-01	(50103040-01). ECIP - Civilian	76,000.00	12,300.00	12,300.00	63,700.00
50104990-10	(50104990-10). Lump-sum for Step Increments - Length of Service	97,000.00	0.00	0.00	97,000.00
Sub-total		49,580,000.00	3,544,059.65	6,724,847.88	42,855,152.12
MAINTENANCE AND OTHER OPERATING EXPENSE					
5020101000	(5020101000). Traveling Expenses - Local	1,443,348.46	406.00	2,606.00	1,440,742.46
5020102000	(5020102000). Traveling Expenses - Foreign	2,082,651.54	100,614.06	100,614.06	1,982,037.48
50202010-01	(50202010-01). ICT Training Expenses	742,000.00	0.00	0.00	742,000.00
50202010-02	(50202010-02). Training Expenses	2,100,000.00	3,750.00	3,750.00	2,096,250.00
50203010-01	(50203010-01). ICT Office Supplies Expenses	180,000.00	0.00	0.00	180,000.00
50203010-02	(50203010-02). Office Supplies Expenses	1,097,876.00	4,694.00	4,694.00	1,093,182.00
5020302000	(5020302000). Accountable Forms Expenses	1,000.00	0.00	0.00	1,000.00
50203210-02	(50203210-02). Office Equipment	224,000.00	0.00	0.00	224,000.00
50203210-03	(50203210-03). Information and Communications Technology Equipment	1,205,000.00	0.00	0.00	1,205,000.00
50203220-02	(50203220-02). Books	100,000.00	0.00	0.00	100,000.00
5020399000	(5020399000). Other Supplies and Materials Expenses	1,486,124.00	0.00	1,124.00	1,485,000.00
5020402000	(5020402000). Electricity Expenses	9,700,000.00	84,000.00	84,000.00	9,616,000.00
5020501000	(5020501000). Postage and Courier Services	15,000.00	0.00	0.00	15,000.00
5020503000	(5020503000). Internet Subscription Expenses	43,791,000.00	4,640,000.00	6,326,525.00	37,464,475.00
50207020-01	(50207020-01). ICT Research, Exploration and Development	5,100,000.00	0.00	0.00	5,100,000.00
50207020-02	(50207020-02). Research, Exploration and Development	460,000.00	0.00	0.00	460,000.00

5021101000	(5021101000). Legal Services	250,000.00	0.00	0.00	250,000.00
50211030-01	(50211030-01). ICT Consultancy Services	333,330.00	0.00	333,330.00	0.00
50211030-02	(50211030-02). Consultancy Services	166,670.00	0.00	0.00	166,670.00
5021199000	(5021199000). Other Professional Services	24,363,000.00	1,489,363.38	1,842,864.60	22,520,135.40
5021203000	(5021203000). Security Services	5,500,000.00	383,014.19	4,566,238.84	933,761.16
50212990-99	(50212990-99). Other General Services	650,000.00	277,700.04	277,700.04	372,299.96
50213050-02	(50213050-02). Office Equipment	620,000.00	0.00	0.00	620,000.00
50213050-03	(50213050-03). ICT Equipment	50,000.00	0.00	0.00	50,000.00
50213060-01	(50213060-01). Motor Vehicles	295,000.00	0.00	0.00	295,000.00
5021601000	(5021601000). Labor and Wages	200,000.00	0.00	0.00	200,000.00
5029901000	(5029901000). Advertising, Promotional and Marketing Expenses	20,000.00	0.00	0.00	20,000.00
5029902000	(5029902000). Printing and Publication Expenses	209,000.00	0.00	0.00	209,000.00
5029903000	(5029903000). Representation Expenses	414,000.00	0.00	0.00	414,000.00
5029904000	(5029904000). Transportation and Delivery Expenses	120,000.00	0.00	0.00	120,000.00
50299050-01	(50299050-01). Rents - Buildings and Structures	10,809,000.00	626,570.00	626,570.00	10,182,430.00
50299050-03	(50299050-03). Rents - Motor Vehicles	535,000.00	189,000.00	189,000.00	346,000.00
50299050-04	(50299050-04). Rents - Equipment	2,662,800.00	0.00	0.00	2,662,800.00
50299050-06	(50299050-06). Operating Lease	887,200.00	887,200.00	887,200.00	0.00
50299070-01	(50299070-01). ICT Software Subscription	18,535,000.00	2,650,974.78	2,650,974.78	15,884,025.22
50299990-99	(50299990-99). Other Maintenance and Operating Expenses	100,000.00	0.00	0.00	100,000.00
Sub-total		136,448,000.00	11,337,286.45	17,897,191.32	118,550,808.68
CAPITAL OUTLAY					
50604050-14	(50604050-14). Technical and Scientific Equipment	450,000.00	0.00	0.00	450,000.00
5060602000	(5060602000). Computer Software	1,880,000.00	0.00	0.00	1,880,000.00
Sub-total		2,330,000.00	0.00	0.00	2,330,000.00
TOTAL 310100100001000		188,358,000.00	14,881,346.10	24,622,039.20	163,735,960.80
31020010000100 Technical Transfer through diffusion and commercialization					

MAINTENANCE AND OTHER OPERATING EXPENSE					
5020101000	(5020101000). Traveling Expenses - Local	1,875,000.00	0.00	1,619.00	1,873,381.00
50202010-02	(50202010-02). Training Expenses	410,000.00	0.00	0.00	410,000.00
5020309000	(5020309000). Fuel, Oil and Lubricants Expenses	5,000.00	0.00	5,000.00	0.00
50203210-03	(50203210-03). Information and Communications Technology Expenses	1,380,000.00	0.00	0.00	1,380,000.00
50203220-01	(50203220-01). Furniture and Fixtures	220,000.00	0.00	0.00	220,000.00
5020399000	(5020399000). Other Supplies and Materials Expenses	4,824,000.00	0.00	0.00	4,824,000.00
5020401000	(5020401000). Water Expenses	100,000.00	4,232.00	8,839.25	91,160.75
5020402000	(5020402000). Electricity Expenses	14,600,000.00	0.00	765,973.28	13,834,026.72
5020501000	(5020501000). Postage and Courier Services	31,000.00	0.00	1,000.00	30,000.00
50205020-01	(50205020-01). Mobile	92,000.00	0.00	0.00	92,000.00
50205020-02	(50205020-02). Landline	49,000.00	0.00	0.00	49,000.00
5020503000	(5020503000). Internet Subscription Expenses	31,826,000.00	0.00	268,217.34	31,557,782.66
5020504000	(5020504000). Cable, Satellite, Telegraph and Radio Expenses	61,000.00	0.00	0.00	61,000.00
5020602000	(5020602000). Prizes	50,000.00	0.00	0.00	50,000.00
5021101000	(5021101000). Legal Services	178,000.00	0.00	1,000.00	177,000.00
5021102000	(5021102000). Auditing Services	301,164.00	29,440.78	29,440.78	271,723.22
50211030-02	(50211030-02). Consultancy Services	500,000.00	0.00	0.00	500,000.00
5021199000	(5021199000). Other Professional Services	51,240,836.00	3,437,263.45	4,277,130.27	46,963,705.73
50213050-01	(50213050-01). Machinery	672,680.00	0.00	0.00	672,680.00
50213050-02	(50213050-02). Office Equipment	487,320.00	487,320.00	487,320.00	0.00
50213050-14	(50213050-14). Technical and Scientific Equipment	12,995,000.00	0.00	0.00	12,995,000.00
50213050-99	(50213050-99). Other Machinery and Equipment	100,000.00	0.00	0.00	100,000.00
50213060-01	(50213060-01). Motor Vehicles	5,000.00	0.00	5,000.00	0.00
50215010-01	(50215010-01). Taxes, Duties and Licenses	161,000.00	0.00	0.00	161,000.00
5021503000	(5021503000). Insurance Expenses	2,500,000.00	0.00	0.00	2,500,000.00
5029901000	(5029901000). Advertising, Promotional and Marketing Expenses	331,000.00	0.00	0.00	331,000.00

5029902000	(5029902000). Printing and Publication Expenses	405,000.00	0.00	0.00	405,000.00
5029903000	(5029903000). Representation Expenses	335,000.00	0.00	2,000.00	333,000.00
5029904000	(5029904000). Transportation and Delivery Expenses	500,000.00	0.00	0.00	500,000.00
50299050-01	(50299050-01). Rents - Buildings and Structures	4,374,000.00	0.00	0.00	4,374,000.00
50299050-03	(50299050-03). Rents - Motor Vehicles	330,000.00	0.00	0.00	330,000.00
50299050-06	(50299050-06). Operating Lease	15,999,000.00	0.00	241,797.00	15,757,203.00
50299070-01	(50299070-01). ICT Software Subscription	495,000.00	0.00	0.00	495,000.00
50299070-99	(50299070-99). Other Subscription Expenses	600,000.00	0.00	0.00	600,000.00
Sub-total		148,033,000.00	3,958,256.23	6,094,336.92	141,938,663.08
TOTAL 310200100001000		148,033,000.00	3,958,256.23	6,094,336.92	141,938,663.08
TOTAL Regular		400,849,000.00	30,055,991.98	47,422,095.22	353,426,904.78
TOTAL CURRENT YEAR BUDGET		400,849,000.00	30,055,991.98	47,422,095.22	353,426,904.78
GRAND TOTAL		400,849,000.00	30,055,991.98	47,422,095.22	353,426,904.78

Certified Correct:

 Digitally signed
by Jayson C.
Hernandez

JAYSON C. HERNANDEZ

Budget Officer

Submitted by:

 Digitally signed by
May C. Cayaban

MAY C. CAYABAN

Chief Administrative Officer



Republic of the Philippines
Advanced Science and Technology Institute
 ASTI Building, C.P. Garcia Avenue, Diliman, Quezon City

STATEMENT OF ALLOTMENT, OBLIGATIONS AND BALANCES

As of February 28, 2026

Fund : Regular Agency Fund - General Fund - Automatic Appropriations - Retirement and Life Insurance Premiums

Legal Basis : RA 12314 Automatic Appropriation 2026 CURRENT

Program / Activity Project/ Allotment Class / Object of Expenditure	Allotment Received	Obligations Incurred		Unobligated Balance of Allotment	Remarks
		This Report	To Date		
CURRENT YEAR BUDGET					
AUTOMATIC APPROPRIATION					
10000010000100 General Management and Supervision					
PERSONNEL SERVICES					
5010301000 (5010301000). Retirement and Life Insurance Premiums	1,676,000.00	246,434.28	246,434.28	1,429,565.72	
Sub-total	1,676,000.00	246,434.28	246,434.28	1,429,565.72	
TOTAL 100000100001000	1,676,000.00	246,434.28	246,434.28	1,429,565.72	
31010010000100 Scientific Research and Development in the Advanced Fields of Studies including Microelectronics and Information Technology					
PERSONNEL SERVICES					
5010301000 (5010301000). Retirement and Life Insurance Premiums	4,643,000.00	742,949.58	742,949.58	3,900,050.42	
Sub-total	4,643,000.00	742,949.58	742,949.58	3,900,050.42	
TOTAL 310100100001000	4,643,000.00	742,949.58	742,949.58	3,900,050.42	
TOTAL Automatic Appropriation	6,319,000.00	989,383.86	989,383.86	5,329,616.14	

TOTAL CURRENT YEAR BUDGET	6,319,000.00	989,383.86	989,383.86	5,329,616.14	
GRAND TOTAL	6,319,000.00	989,383.86	989,383.86	5,329,616.14	

Certified Correct:

 Digitally signed
by Jayson C.
Hernandez

JAYSON C. HERNANDEZ

Budget Officer

Submitted by:

 Digitally signed by
May C. Cayaban

MAY C. CAYABAN

Chief Administrative Officer



Republic of the Philippines
Advanced Science and Technology Institute
 ASTI Building, C.P. Garcia Avenue, Diliman, Quezon City

STATEMENT OF ALLOTMENT, OBLIGATIONS AND BALANCES

As of February 28, 2026

Fund : Regular Agency Fund - General Fund - Continuing Appropriations - Specific Budgets of National Government Agencies
Legal Basis : RA 12116 UNOBLIGATED ALLOTMENT Regular 2025 CONTINUING

Program / Activity Project/ Allotment Class / Object of Expenditure	Allotment Received	Obligations Incurred		Unobligated Balance of Allotment	Remarks
		This Report	To Date		
PRIOR YEAR'S BUDGET (CONTINUING APPROPRIATION)					
REGULAR					
10000010000100 General Management and Supervision					
MAINTENANCE AND OTHER OPERATING EXPENSE					
5020101000 (5020101000). Traveling Expenses - Local	91,123.00	0.00	11,220.00	79,903.00	
50202010-02 (50202010-02). Training Expenses	23,052.00	0.00	0.00	23,052.00	
50203010-01 (50203010-01). ICT Office Supplies Expenses	31,517.00	0.00	0.00	31,517.00	
5020309000 (5020309000). Fuel, Oil and Lubricants Expenses	328,773.40	0.00	10,100.34	318,673.06	
5020401000 (5020401000). Water Expenses	68,611.57	0.00	0.00	68,611.57	
5020402000 (5020402000). Electricity Expenses	1,177,026.42	0.00	0.00	1,177,026.42	
5020501000 (5020501000). Postage and Courier Services	49,680.00	0.00	192.00	49,488.00	
50205020-01 (50205020-01). Mobile	69,261.59	0.00	30,422.61	38,838.98	
50205020-02 (50205020-02). Landline	230,598.27	0.00	0.00	230,598.27	
50206010-01 (50206010-01). Awards/Rewards Expenses	345,470.00	0.00	0.00	345,470.00	

5020602000	(5020602000). Prizes	50,000.00	0.00	0.00	50,000.00
5021102000	(5021102000). Auditing Services	3,550.00	0.00	0.00	3,550.00
5021203000	(5021203000). Security Services	113,491.56	0.00	0.00	113,491.56
50213050-02	(50213050-02). Office Equipment	6,100.00	0.00	6,100.00	0.00
50213060-01	(50213060-01). Motor Vehicles	42,700.00	42,700.00	42,700.00	0.00
50213210-03	(50213210-03). Information and Communications Technology	105,719.00	0.00	0.00	105,719.00
50215010-01	(50215010-01). Taxes, Duties and Licenses	16,580.00	0.00	0.00	16,580.00
5021502000	(5021502000). Fidelity Bond Premiums	349,728.27	0.00	0.00	349,728.27
5021601000	(5021601000). Labor and Wages	1,917.41	0.00	1,917.41	0.00
5029901000	(5029901000). Advertising, Promotional and Marketing	101,329.14	0.00	0.00	101,329.14
5029902000	(5029902000). Printing and Publication Expenses	88,110.00	0.00	0.00	88,110.00
5029903000	(5029903000). Representation Expenses	7,624.75	0.00	0.00	7,624.75
50299050-06	(50299050-06). Operating Lease	82,450.59	0.00	0.00	82,450.59
Sub-total		3,384,413.97	42,700.00	102,652.36	3,281,761.61
CAPITAL OUTLAY					
50604060-01	(50604060-01). Motor Vehicles	236,838.57	0.00	0.00	236,838.57
Sub-total		236,838.57	0.00	0.00	236,838.57
TOTAL 100000100001000		3,621,252.54	42,700.00	102,652.36	3,518,600.18
31010010000100 Scientific Research and Development in the Advanced Fields of Studies including Microelectronics and Information Technology					
MAINTENANCE AND OTHER OPERATING EXPENSE					
5020101000	(5020101000). Traveling Expenses - Local	614,236.98	0.00	0.00	614,236.98
5020102000	(5020102000). Traveling Expenses - Foreign	248,127.01	0.00	0.00	248,127.01
50202010-01	(50202010-01). ICT Training Expenses	129,799.69	0.00	0.00	129,799.69
50202010-02	(50202010-02). Training Expenses	740,165.54	0.00	0.00	740,165.54
50203010-01	(50203010-01). ICT Office Supplies Expenses	376,844.85	0.00	0.00	376,844.85
50203010-02	(50203010-02). Office Supplies Expenses	352,809.98	0.00	0.00	352,809.98
50203210-02	(50203210-02). Office Equipment	26,101.00	0.00	0.00	26,101.00

50203210-03	(50203210-03). Information and Communications Technology	100,000.00	0.00	0.00	100,000.00
50203210-13	(50203210-13). Technical and Scientific Equipment	6,700.00	0.00	0.00	6,700.00
50203220-02	(50203220-02). Books	5,101.30	0.00	0.00	5,101.30
5020399000	(5020399000). Other Supplies and Materials Expenses	1,010,390.63	0.00	4,467.05	1,005,923.58
5020402000	(5020402000). Electricity Expenses	4,280,823.15	0.00	272,856.96	4,007,966.19
5020501000	(5020501000). Postage and Courier Services	1,331.00	0.00	0.00	1,331.00
50205020-01	(50205020-01). Mobile	40,500.00	0.00	0.00	40,500.00
5020503000	(5020503000). Internet Subscription Expenses	5,045,748.13	252,000.00	252,000.00	4,793,748.13
50207020-01	(50207020-01). ICT Research, Exploration and Development	401,250.63	0.00	0.00	401,250.63
50207020-02	(50207020-02). Research, Exploration and Development	1,762,638.15	0.00	0.00	1,762,638.15
5021102000	(5021102000). Auditing Services	20,571.23	0.00	0.00	20,571.23
5021199000	(5021199000). Other Professional Services	1,541,267.13	0.00	287,181.32	1,254,085.81
50213050-01	(50213050-01). Machinery	10,000.00	0.00	0.00	10,000.00
50215010-01	(50215010-01). Taxes, Duties and Licenses	8,000.00	0.00	0.00	8,000.00
5021601000	(5021601000). Labor and Wages	36,430.77	0.00	0.00	36,430.77
5029902000	(5029902000). Printing and Publication Expenses	39,000.00	0.00	0.00	39,000.00
5029903000	(5029903000). Representation Expenses	169,547.60	0.00	0.00	169,547.60
50299050-01	(50299050-01). Rents - Buildings and Structures	1,000,000.00	0.00	0.00	1,000,000.00
50299050-03	(50299050-03). Rents - Motor Vehicles	145,108.00	0.00	30,600.00	114,508.00
50299070-01	(50299070-01). ICT Software Subscription	1,079,013.75	0.00	0.00	1,079,013.75
50299070-99	(50299070-99). Other Subscription Expenses	40,610.32	0.00	0.00	40,610.32
Sub-total		19,232,116.84	252,000.00	847,105.33	18,385,011.51
TOTAL 310100100001000		19,232,116.84	252,000.00	847,105.33	18,385,011.51
31020010000100	Technical Transfer through diffusion and commercialization				
	MAINTENANCE AND OTHER OPERATING EXPENSE				
5020101000	(5020101000). Traveling Expenses - Local	395,062.62	0.00	1,219.44	393,843.18
50202010-02	(50202010-02). Training Expenses	175,000.00	0.00	0.00	175,000.00

50203010-01	(50203010-01). ICT Office Supplies Expenses	312,636.00	0.00	0.00	312,636.00
5020309000	(5020309000). Fuel, Oil and Lubricants Expenses	20,000.00	0.00	0.00	20,000.00
50203210-03	(50203210-03). Information and Communications Technology Expenses	44,628.00	0.00	0.00	44,628.00
50203220-01	(50203220-01). Furniture and Fixtures	200,000.00	0.00	0.00	200,000.00
5020399000	(5020399000). Other Supplies and Materials Expenses	1,294,381.15	0.00	0.00	1,294,381.15
5020401000	(5020401000). Water Expenses	6,463.20	0.00	0.00	6,463.20
5020402000	(5020402000). Electricity Expenses	2,409,117.43	434,140.90	1,358,729.02	1,050,388.41
5020501000	(5020501000). Postage and Courier Services	4,274.00	0.00	0.00	4,274.00
50205020-01	(50205020-01). Mobile	941,590.12	0.00	0.00	941,590.12
50205020-02	(50205020-02). Landline	32,184.45	0.00	0.00	32,184.45
5020503000	(5020503000). Internet Subscription Expenses	1,111,810.97	132,000.00	132,000.00	979,810.97
5021101000	(5021101000). Legal Services	1,400.00	0.00	1,400.00	0.00
5021102000	(5021102000). Auditing Services	9,442.96	0.00	8,393.74	1,049.22
5021199000	(5021199000). Other Professional Services	4,753,345.11	27,746.20	1,598,675.83	3,154,669.28
50212990-99	(50212990-99). Other General Services	5,000.00	0.00	0.00	5,000.00
50213050-01	(50213050-01). Machinery	559,634.00	0.00	0.00	559,634.00
50213050-14	(50213050-14). Technical and Scientific Equipment	427,720.82	0.00	0.00	427,720.82
50213060-01	(50213060-01). Motor Vehicles	3,500.00	0.00	0.00	3,500.00
50213080-01	(50213080-01). Buildings and Other Structures	3,109.17	0.00	0.00	3,109.17
50215010-01	(50215010-01). Taxes, Duties and Licenses	87,866.50	0.00	0.00	87,866.50
5021503000	(5021503000). Insurance Expenses	0.01	0.00	0.00	0.01
5029901000	(5029901000). Advertising, Promotional and Marketing Expenses	40,000.00	0.00	0.00	40,000.00
5029902000	(5029902000). Printing and Publication Expenses	190,700.00	0.00	0.00	190,700.00
5029903000	(5029903000). Representation Expenses	170,330.35	0.00	0.00	170,330.35
5029904000	(5029904000). Transportation and Delivery Expenses	3,000.00	0.00	0.00	3,000.00
50299050-01	(50299050-01). Rents - Buildings and Structures	135,907.10	0.00	0.00	135,907.10
50299050-03	(50299050-03). Rents - Motor Vehicles	107,501.00	0.00	0.00	107,501.00

50299050-06	(50299050-06). Operating Lease	5,881.68	0.00	0.00	5,881.68
50299070-01	(50299070-01). ICT Software Subscription	136,610.00	0.00	0.00	136,610.00
50299070-99	(50299070-99). Other Subscription Expenses	79,500.00	0.00	0.00	79,500.00
Sub-total		13,667,596.64	593,887.10	3,100,418.03	10,567,178.61
TOTAL 310200100001000		13,667,596.64	593,887.10	3,100,418.03	10,567,178.61
TOTAL Regular		36,520,966.02	888,587.10	4,050,175.72	32,470,790.30
TOTAL PRIOR YEAR'S BUDGET		36,520,966.02	888,587.10	4,050,175.72	32,470,790.30
GRAND TOTAL		36,520,966.02	888,587.10	4,050,175.72	32,470,790.30


Certified Correct:

 Digitally signed
by Jayson C.
Hernandez

JAYSON C. HERNANDEZ

Budget Officer

Submitted by:

 Digitally signed by
May C. Cayaban

MAY C. CAYABAN

Chief Administrative Officer