

MONTHLY REPORT OF DISBURSEMENTS
For the month of May 2026


Department : Department of Science and Technology (DOST)
Agency/Entity : Advanced Science and Technology Institute
Operating Unit : < not applicable >
Organization Code (UACS) : 19 002 0000000
Fund Cluster : 01 - Regular Agency Fund
 (e.g. UACS Fund Cluster: 01-Regular Agency Fund, 02-Foreign Assisted Projects Fund, 03-Special Account-Locally Funded/Domestic Grants Fund, etc.)

Particulars	Current Year Budget					Prior Year's Budget										SUB-TOTAL	Grand Total					Remarks	
	PS	MOOE	FinEx	CO	TOTAL	Prior Year's Accounts Payable					Current Year's Accounts Payable						TOTAL	PS	MOOE	FinEx	CO		TOTAL
						PS	MOOE	FinEx	CO	Sub-Total	PS	MOOE	FinEx	CO	Sub-Total								
1	2	3	4	5	6=(2+3+4+5)	7	8	9	10	11=(7+8+9+10)	12	13	14	15	16=	17=(11+16)	18=(6+17)	23	24	25	26	27=(23+24+25+26)	28
CASH DISBURSEMENTS	11,092,993.74	18,303,511.44	-	-	29,396,505.18	-	2,642,442.91	-	-	2,642,442.91	-	198,687.56	-	-	198,687.56	2,841,130.47	32,237,635.65	11,092,993.74	21,144,641.91	-	-	32,237,635.65	
Notice of Cash Allocation (NCA)	11,092,993.74	18,303,511.44	-	-	29,396,505.18	-	2,642,442.91	-	-	2,642,442.91	-	198,687.56	-	-	198,687.56	2,841,130.47	32,237,635.65	11,092,993.74	21,144,641.91	-	-	32,237,635.65	
MDS Checks Issued	6,837.70	7,900.00	-	-	14,737.70	-	-	-	-	-	-	-	-	-	-	-	14,737.70	6,837.70	7,900.00	-	-	14,737.70	
Advice to Debit Account	11,086,156.04	18,295,611.44	-	-	29,381,767.48	-	2,642,442.91	-	-	2,642,442.91	-	198,687.56	-	-	198,687.56	2,841,130.47	32,222,897.95	11,086,156.04	21,136,741.91	-	-	32,222,897.95	
Notice of Transfer Allocations (NTA)	-	-	-	-	-	-	-	-	-	-	-	-	-	-	-	-	-	-	-	-	-	-	
MDS Checks Issued	-	-	-	-	-	-	-	-	-	-	-	-	-	-	-	-	-	-	-	-	-	-	
Advice to Debit Account	-	-	-	-	-	-	-	-	-	-	-	-	-	-	-	-	-	-	-	-	-	-	
Working Fund for FAPs	-	-	-	-	-	-	-	-	-	-	-	-	-	-	-	-	-	-	-	-	-	-	
Cash Disbursement Ceiling (CDC)	-	-	-	-	-	-	-	-	-	-	-	-	-	-	-	-	-	-	-	-	-	-	
TOTAL CASH DISBURSEMENTS	11,092,993.74	18,303,511.44	-	-	29,396,505.18	-	2,642,442.91	-	-	2,642,442.91	-	198,687.56	-	-	198,687.56	2,841,130.47	32,237,635.65	11,092,993.74	21,144,641.91	-	-	32,237,635.65	
NON-CASH DISBURSEMENTS	635,700.43	493,487.66	-	-	1,129,188.09	-	22,068.59	-	-	22,068.59	-	-	-	-	-	22,068.59	1,151,256.68	635,700.43	515,556.25	-	-	1,151,256.68	
Tax Remittance Advices Issued (TRA)	635,700.43	493,487.66	-	-	1,129,188.09	-	22,068.59	-	-	22,068.59	-	-	-	-	-	22,068.59	1,151,256.68	635,700.43	515,556.25	-	-	1,151,256.68	
Non-Cash Availment Authority (NCAA)	-	-	-	-	-	-	-	-	-	-	-	-	-	-	-	-	-	-	-	-	-	-	
Disbursements effected through outright deductions from claims (please specify...)	-	-	-	-	-	-	-	-	-	-	-	-	-	-	-	-	-	-	-	-	-	-	
Overpayment of expenses(e.g. personnel benefits)	-	-	-	-	-	-	-	-	-	-	-	-	-	-	-	-	-	-	-	-	-	-	
Restitution for loss of government property	-	-	-	-	-	-	-	-	-	-	-	-	-	-	-	-	-	-	-	-	-	-	
Liquidated damages and similar claims	-	-	-	-	-	-	-	-	-	-	-	-	-	-	-	-	-	-	-	-	-	-	
Others(TEF, BTr-Documentary Stamp Tax, etc.)	-	-	-	-	-	-	-	-	-	-	-	-	-	-	-	-	-	-	-	-	-	-	
TOTAL NON-CASH DISBURSEMENTS	635,700.43	493,487.66	-	-	1,129,188.09	-	22,068.59	-	-	22,068.59	-	-	-	-	-	22,068.59	1,151,256.68	635,700.43	515,556.25	-	-	1,151,256.68	
GRAND TOTAL	11,728,694.17	18,796,999.10	-	-	30,525,693.27	-	2,664,511.50	-	-	2,664,511.50	-	198,687.56	-	-	198,687.56	2,863,199.06	33,388,892.33	11,728,694.17	21,660,198.16	-	-	33,388,892.33	

SUMMARY


Particulars	Previous Report	This Month	As at Date
(1)	(2)	(3)	(4)
Total Disbursement Authorities Received	146,251,729.71	31,049,256.68	177,300,986.39
NCA	136,882,000.00	29,898,000.00	166,780,000.00
NTA	-	-	-
Working Fund	-	-	-
TRA	9,369,729.71	1,151,256.68	10,520,986.39
CDC	-	-	-
NCAA	-	-	-
Less: Notice of Transfer of Allocations (NTA)* issued	-	-	-
Total Disbursement Authorities Available	146,251,729.71	31,049,256.68	177,300,986.39
Less:	-	-	-
Lapsed NCA	18,989,646.35	-	18,989,646.35
Disbursements	100,317,881.52	33,388,892.33	133,706,773.85
Less: Other Non-Cash Disbursements	-	-	-
Disbursements effected through outright deductions from claims	-	-	-
Overpayment of expenses(e.g. personnel benefits)	-	-	-
Restitution for loss of government property	-	-	-
Liquidated damages and similar claims	-	-	-
Others (e.g. TEF, BTr, Docs Stamp, etc.)	-	-	-
Add/Less: Adjustments (e.g. cancelled/staled checks)	-	-	-
Balance of Disbursement Authorities as at date	26,944,201.84	(2,339,635.65)	24,604,566.19
Total Disbursements Program	127,262,083.36	31,049,256.68	158,311,340.04
Less: *Actual Disbursements	100,317,881.52	33,388,892.33	133,706,773.85
(Over)/Under spending	26,944,201.84	(2,339,635.65)	24,604,566.19

Notes: * The use of NTA is discouraged
 Notes: ** Amounts should tally with the grand total disbursement (column 27).

Certified Correct:

 Digitally signed by
 Gay Concepcion S.
 Bugagao
GAY CONCEPCION S. BUGAGAO
 Accountant III
 Date: June 1, 2026 07:08 AM

Recommending Approval:

 Digitally signed
 by Cayaban May
 Celcious
MAY C. CAYABAN
 Chief Administrative Officer
 Date: June 1, 2026 07:10 AM

Approved By:

 Digitally signed by Franz
 A. de Leon, Ph.D.
 Date: 2026.06.02 17:42:
 504*0800
FRANZ A. DE LEON, PH.D.
 Director
 June 1, 2026 07:11 AM

MONTHLY REPORT OF DISBURSEMENTS
For the month of May 2026

Department : Department of Science and Technology (DOST)
 Agency/Entity : Advanced Science and Technology Institute
 Operating Unit : < not applicable >
 Organization Code (UACS) : 19 002 0000000
 Fund Cluster : 07 - Trust Receipts
 (e.g. UACS Fund Cluster: 01-Regular Agency Fund, 02-Foreign Assisted Projects Fund, 03-Special Account-Locally Funded/Domestic Grants Fund, etc.)

Particulars	Current Year Budget					Prior Year's Budget											SUB-TOTAL	Trust Liabilities				Grand Total					Remarks	
	PS	MOOE	FinEx	CO	TOTAL	Prior Year's Accounts Payable					Current Year's Accounts Payable					TOTAL		PS	MOOE	CO	TOTAL	PS	MOOE	FinEx	CO	TOTAL		
						PS	MOOE	FinEx	CO	Sub-Total	PS	MOOE	FinEx	CO	Sub-Total													17=(11+16)
1	2	3	4	5	6=(2+3+4+5)	7	8	9	10	11=(7+8+9+10)	12	13	14	15	16=	17=(11+16)	18=(6+17)	19	20	21	22=(19+20+21)	23	24	25	26	27=(23+24+25+26)	28	
CASH DISBURSEMENTS	-	-	-	-	-	-	-	-	-	-	-	-	-	-	-	-	-	-	-	18,050,112.26	-	18,050,112.26	-	18,050,112.26	-	-	-	18,050,112.26
Notice of Cash Allocation (NCA)	-	-	-	-	-	-	-	-	-	-	-	-	-	-	-	-	-	-	-	18,050,112.26	-	18,050,112.26	-	18,050,112.26	-	-	-	18,050,112.26
MDS Checks Issued	-	-	-	-	-	-	-	-	-	-	-	-	-	-	-	-	-	-	-	17,531.75	-	17,531.75	-	17,531.75	-	-	-	17,531.75
Advice to Debit Account	-	-	-	-	-	-	-	-	-	-	-	-	-	-	-	-	-	-	-	18,032,580.51	-	18,032,580.51	-	18,032,580.51	-	-	-	18,032,580.51
Notice of Transfer Allocations (NTA)	-	-	-	-	-	-	-	-	-	-	-	-	-	-	-	-	-	-	-	-	-	-	-	-	-	-	-	-
MDS Checks Issued	-	-	-	-	-	-	-	-	-	-	-	-	-	-	-	-	-	-	-	-	-	-	-	-	-	-	-	-
Advice to Debit Account	-	-	-	-	-	-	-	-	-	-	-	-	-	-	-	-	-	-	-	-	-	-	-	-	-	-	-	-
Working Fund for FAPs	-	-	-	-	-	-	-	-	-	-	-	-	-	-	-	-	-	-	-	-	-	-	-	-	-	-	-	-
Cash Disbursement Ceiling (CDC)	-	-	-	-	-	-	-	-	-	-	-	-	-	-	-	-	-	-	-	-	-	-	-	-	-	-	-	-
TOTAL CASH DISBURSEMENTS	-	-	-	-	-	-	-	-	-	-	-	-	-	-	-	-	-	-	-	18,050,112.26	-	18,050,112.26	-	18,050,112.26	-	-	-	18,050,112.26
NON-CASH DISBURSEMENTS	-	-	-	-	-	-	-	-	-	-	-	-	-	-	-	-	-	-	-	-	-	-	-	-	-	-	-	-
Tax Remittance Advices Issued (TRA)	-	-	-	-	-	-	-	-	-	-	-	-	-	-	-	-	-	-	-	-	-	-	-	-	-	-	-	-
Non-Cash Availment Authority (NCAA)	-	-	-	-	-	-	-	-	-	-	-	-	-	-	-	-	-	-	-	-	-	-	-	-	-	-	-	-
Disbursements effected through outright deductions from claims (please specify...)	-	-	-	-	-	-	-	-	-	-	-	-	-	-	-	-	-	-	-	-	-	-	-	-	-	-	-	-
Overpayment of expenses(e.g. personnel benefits)	-	-	-	-	-	-	-	-	-	-	-	-	-	-	-	-	-	-	-	-	-	-	-	-	-	-	-	-
Restitution for loss of government property	-	-	-	-	-	-	-	-	-	-	-	-	-	-	-	-	-	-	-	-	-	-	-	-	-	-	-	-
Liquidated damages and similar claims	-	-	-	-	-	-	-	-	-	-	-	-	-	-	-	-	-	-	-	-	-	-	-	-	-	-	-	-
Others(TEF, BTr-Documentary Stamp Tax, etc.)	-	-	-	-	-	-	-	-	-	-	-	-	-	-	-	-	-	-	-	-	-	-	-	-	-	-	-	-
TOTAL NON-CASH DISBURSEMENTS	-	-	-	-	-	-	-	-	-	-	-	-	-	-	-	-	-	-	-	-	-	-	-	-	-	-	-	-
GRAND TOTAL	-	-	-	-	-	-	-	-	-	-	-	-	-	-	-	-	-	-	-	18,050,112.26	-	18,050,112.26	-	18,050,112.26	-	-	-	18,050,112.26

SUMMARY

Particulars	Previous Report (1)	This Month (2)	As at Date (3)	As at Date (4)
Total Disbursement Authorities Received	391,181,789.00	-	391,181,789.00	391,181,789.00
NCA	391,181,789.00	-	391,181,789.00	391,181,789.00
NTA	-	-	-	-
Working Fund	-	-	-	-
TRA	-	-	-	-
CDC	-	-	-	-
NCAA	-	-	-	-
Less: Notice of Transfer of Allocations (NTA)* Issued	-	-	-	-
Total Disbursement Authorities Available	391,181,789.00	-	391,181,789.00	391,181,789.00
Less:	-	-	-	-
Lapsed NCA	-	-	-	-
Disbursements	58,248,894.48	18,050,112.26	76,299,006.74	76,299,006.74
Less: Other Non-Cash Disbursements	-	-	-	-
Disbursements effected through outright deductions from claims	-	-	-	-
Overpayment of expenses(e.g. personnel benefits)	-	-	-	-
Restitution for loss of government property	-	-	-	-
Liquidated damages and similar claims	-	-	-	-
Others (e.g. TEF, BTr, Docs Stamp, etc.)	-	-	-	-
Add/Less: Adjustments (e.g. cancelled/staled checks)	-	-	-	-
Balance of Disbursement Authorities as at date	332,932,894.52	(18,050,112.26)	314,882,782.26	314,882,782.26
Total Disbursements Program	391,181,789.00	-	391,181,789.00	391,181,789.00
Less: *Actual Disbursements	58,248,894.48	18,050,112.26	76,299,006.74	76,299,006.74
(Over)/Under spending	332,932,894.52	(18,050,112.26)	314,882,782.26	314,882,782.26

Notes: * The use of NTA is discouraged
 Notes: ** Amounts should tally with the grand total disbursement (column 27).


Certified Correct:

 Digitally signed by
 Gay Concepcion S. Bugagao
 GAY CONCEPCION S. BUGAGAO
 Accountant III
 Date: June 1, 2026 07:08 AM

Digitally signed
 by Cayaban
 May Celicious

MAY C. CAYABAN
 Chief Administrative Officer
 Date: June 1, 2026 07:10 AM

Approved By:

 Digitally signed by
 Franz A. de Leon, Ph.D.
 Date: 2026.06.02 17:42:38+08'00'
 FRANZ A. DE LEON, PH.D.
 Director
 Date: June 1, 2026 07:11 AM