


MONTHLY REPORT OF DISBURSEMENTS
For the month of February 2026


Department : Department of Science and Technology (DOST)
 Agency/Entity : Advanced Science and Technology Institute
 Operating Unit : < not applicable >
 Organization Code : 19 002 0000000
 (UACS)
 Fund Cluster : 01 - Regular Agency Fund
 (e.g. UACS Fund Cluster: 01-Regular Agency Fund, 02-Foreign Assisted Projects Fund, 03-Special Account-Locally Funded/Domestic Grants Fund, etc.)


Particulars	Current Year Budget					Prior Year's Budget										Grand Total					Remarks		
	PS	MOOE	FinEx	CO	TOTAL	Prior Year's Accounts Payable					Current Year's Accounts Payable					SUB-TOTAL	PS	MOOE	FinEx	CO		TOTAL	
						PS	MOOE	FinEx	CO	Sub-Total	PS	MOOE	FinEx	CO	Sub-Total								TOTAL
1	2	3	4	5	6=(2+3+4+5)	7	8	9	10	11=(7+8+9+10)	12	13	14	15	16=	17=(11+16)	18=(6+17)	23	24	25	26	27=(23+24+25+26)	28
CASH DISBURSEMENTS	4,595,752.22	5,840,622.71	-	-	10,436,374.93	3,464.45	7,075,833.25	-	-	7,079,297.70	-	3,075,579.89	-	-	3,075,579.89	10,154,877.59	20,591,252.52	4,599,216.67	15,992,035.85	-	-	20,591,252.52	
Notice of Cash Allocation (NCA)	4,595,752.22	5,840,622.71	-	-	10,436,374.93	3,464.45	7,075,833.25	-	-	7,079,297.70	-	3,075,579.89	-	-	3,075,579.89	10,154,877.59	20,591,252.52	4,599,216.67	15,992,035.85	-	-	20,591,252.52	
MDS Checks Issued	3,638.53	31,076.94	-	-	34,715.47	1,517.48	1,517.48	-	-	1,517.48	-	-	-	-	-	1,517.48	36,232.95	5,156.01	31,076.94	-	-	36,232.95	
Advice to Debit Account	4,592,113.69	5,809,545.77	-	-	10,401,659.46	1,946.97	7,075,833.25	-	-	7,077,780.22	-	3,075,579.89	-	-	3,075,579.89	10,153,360.11	20,555,019.57	4,594,060.66	15,960,958.91	-	-	20,555,019.57	
Notice of Transfer Allocations (NTA)	-	-	-	-	-	-	-	-	-	-	-	-	-	-	-	-	-	-	-	-	-	-	
MDS Checks Issued	-	-	-	-	-	-	-	-	-	-	-	-	-	-	-	-	-	-	-	-	-	-	
Advice to Debit Account	-	-	-	-	-	-	-	-	-	-	-	-	-	-	-	-	-	-	-	-	-	-	
Working Fund for FAPs	-	-	-	-	-	-	-	-	-	-	-	-	-	-	-	-	-	-	-	-	-	-	
Cash Disbursement Ceiling (CDC)	-	-	-	-	-	-	-	-	-	-	-	-	-	-	-	-	-	-	-	-	-	-	
TOTAL CASH DISBURSEMENTS	4,595,752.22	5,840,622.71	-	-	10,436,374.93	3,464.45	7,075,833.25	-	-	7,079,297.70	-	3,075,579.89	-	-	3,075,579.89	10,154,877.59	20,591,252.52	4,599,216.67	15,992,035.85	-	-	20,591,252.52	
NON-CASH DISBURSEMENTS	339,422.52	472.87	-	-	339,895.39	-	-	-	-	-	-	-	-	-	-	339,895.39	339,422.52	472.87	-	-	-	339,895.39	
Tax Remittance Advices Issued (TRA)	339,422.52	472.87	-	-	339,895.39	-	-	-	-	-	-	-	-	-	-	339,895.39	339,422.52	472.87	-	-	-	339,895.39	
Non-Cash Availment Authority (NCAA)	-	-	-	-	-	-	-	-	-	-	-	-	-	-	-	-	-	-	-	-	-	-	
Disbursements effected through outright deductions from claims (please specify...)	-	-	-	-	-	-	-	-	-	-	-	-	-	-	-	-	-	-	-	-	-	-	
Overpayment of expenses(e.g. personnel benefits)	-	-	-	-	-	-	-	-	-	-	-	-	-	-	-	-	-	-	-	-	-	-	
Restitution for loss of government property	-	-	-	-	-	-	-	-	-	-	-	-	-	-	-	-	-	-	-	-	-	-	
Liquidated damages and similar claims	-	-	-	-	-	-	-	-	-	-	-	-	-	-	-	-	-	-	-	-	-	-	
Others(TEF, BTr-Documentary Stamp Tax, etc.)	-	-	-	-	-	-	-	-	-	-	-	-	-	-	-	-	-	-	-	-	-	-	
TOTAL NON-CASH DISBURSEMENTS	339,422.52	472.87	-	-	339,895.39	-	-	-	-	-	-	-	-	-	-	339,895.39	339,422.52	472.87	-	-	-	339,895.39	
GRAND TOTAL	4,935,174.74	5,841,095.58	-	-	10,776,270.32	3,464.45	7,075,833.25	-	-	7,079,297.70	-	3,075,579.89	-	-	3,075,579.89	10,154,877.59	20,931,147.91	4,938,639.19	15,992,508.72	-	-	20,931,147.91	

Particulars	Previous Report	This Month	As at Date
(1)	(2)	(3)	(4)
Total Disbursement Authorities Received	47,435,151.61	25,848,895.39	73,284,047.00
NCA	42,622,000.00	25,509,000.00	68,131,000.00
NTA	-	-	-
Working Fund	-	-	-
TRA	4,813,151.61	339,895.39	5,153,047.00
CDC	-	-	-
NCAA	-	-	-
Less: Notice of Transfer of Allocations (NTA)* issued	-	-	-
Total Disbursement Authorities Available	47,435,151.61	25,848,895.39	73,284,047.00
Less:	-	-	-
Lapsed NCA	-	-	-
Disbursements	9,385,884.80	20,931,147.91	30,317,032.71
Less: Other Non-Cash Disbursements	-	-	-
Disbursements effected through outright deductions from claims	-	-	-
Overpayment of expenses(e.g. personnel benefits)	-	-	-
Restitution for loss of government property	-	-	-
Liquidated damages and similar claims	-	-	-
Others (e.g. TEF, BTr, Docs Stamp, etc.)	-	-	-
Add/Less: Adjustments (e.g. cancelled/staled checks)	-	-	-
Balance of Disbursement Authorities as at date	38,049,266.81	4,917,747.48	42,967,014.29
Total Disbursements Program	47,435,151.61	25,848,895.39	73,284,047.00
Less: *Actual Disbursements	9,385,884.80	20,931,147.91	30,317,032.71
(Over)/Under spending	38,049,266.81	4,917,747.48	42,967,014.29

Notes: * The use of NTA is discouraged
 Notes: ** Amounts should tally with the grand total disbursement (column 27).

Certified Correct:

 Digitally signed by
 Gay Concepcion S.
 Bugagao
 GAY CONCEPCION S. BUGAGAO
 Accountant III
 Date: March 3, 2026 06:08 AM

Recommending Approval:
 Digitally signed

 by Cayaban
 May Celiciano
 MAY C. CAYABAN
 Chief Administrative Officer
 Date: March 3, 2026 06:09 AM

Approved By:

 Digitally signed by
 Franz A. De Leon, Ph.D.
 Date: 2026.03.03 16:52:
 +080800
 FRANZ A. DE LEON, PH.D.
 Director
 March 3, 2026 06:10 AM

MONTHLY REPORT OF DISBURSEMENTS
For the month of February 2026

Department : Department of Science and Technology (DOST)
 Agency/Entity : Advanced Science and Technology Institute
 Operating Unit : < not applicable >
 Organization Code : 19 002 0000000
 (UACS)
 Fund Cluster : 07 - Trust Receipts
 (e.g. UACS Fund Cluster: 01-Regular Agency Fund, 02-Foreign Assisted Projects Fund, 03-Special Account-Locally Funded/Domestic Grants Fund, etc.)

Particulars	Current Year Budget					Prior Year's Budget											Trust Liabilities				Grand Total					Remarks	
	PS	MOOE	FinEx	CO	TOTAL 6=(2+3+4+5)	Prior Year's Accounts Payable					Current Year's Accounts Payable					TOTAL 17=(11+16)	SUB-TOTAL 18=(6+17)	PS	MOOE	CO	TOTAL 22=(19+20+21)	PS	MOOE	FinEx	CO		TOTAL 27=(23+24+25+26)
						PS	MOOE	FinEx	CO	Sub-Total 11=(7+8+9+10)	PS	MOOE	FinEx	CO	Sub-Total 16=												
1	2	3	4	5	6	7	8	9	10	11	12	13	14	15	16	17	18	19	20	21	22	23	24	25	26	27	28
CASH DISBURSEMENTS	-	-	-	-	-	-	-	-	-	-	-	-	-	-	-	-	-	-	13,033,647.00	-	13,033,647.00	-	13,033,647.00	-	-	-	13,033,647.00
Notice of Cash Allocation (NCA)	-	-	-	-	-	-	-	-	-	-	-	-	-	-	-	-	-	-	13,033,647.00	-	13,033,647.00	-	13,033,647.00	-	-	-	13,033,647.00
MDS Checks Issued	-	-	-	-	-	-	-	-	-	-	-	-	-	-	-	-	-	-	-	-	-	-	-	-	-	-	-
Advice to Debit Account	-	-	-	-	-	-	-	-	-	-	-	-	-	-	-	-	-	-	13,033,647.00	-	13,033,647.00	-	13,033,647.00	-	-	-	13,033,647.00
Notice of Transfer Allocations (NTA)	-	-	-	-	-	-	-	-	-	-	-	-	-	-	-	-	-	-	-	-	-	-	-	-	-	-	-
MDS Checks Issued	-	-	-	-	-	-	-	-	-	-	-	-	-	-	-	-	-	-	-	-	-	-	-	-	-	-	-
Advice to Debit Account	-	-	-	-	-	-	-	-	-	-	-	-	-	-	-	-	-	-	-	-	-	-	-	-	-	-	-
Working Fund for FAPs	-	-	-	-	-	-	-	-	-	-	-	-	-	-	-	-	-	-	-	-	-	-	-	-	-	-	-
Cash Disbursement Ceiling (CDC)	-	-	-	-	-	-	-	-	-	-	-	-	-	-	-	-	-	-	-	-	-	-	-	-	-	-	-
TOTAL CASH DISBURSEMENTS	-	-	-	-	-	-	-	-	-	-	-	-	-	-	-	-	-	-	13,033,647.00	-	13,033,647.00	-	13,033,647.00	-	-	-	13,033,647.00
NON-CASH DISBURSEMENTS	-	-	-	-	-	-	-	-	-	-	-	-	-	-	-	-	-	-	-	-	-	-	-	-	-	-	-
Tax Remittance Advices Issued (TRA)	-	-	-	-	-	-	-	-	-	-	-	-	-	-	-	-	-	-	-	-	-	-	-	-	-	-	-
Non-Cash Availment Authority (NCAA)	-	-	-	-	-	-	-	-	-	-	-	-	-	-	-	-	-	-	-	-	-	-	-	-	-	-	-
Disbursements effected through outright deductions from claims (please specify...)	-	-	-	-	-	-	-	-	-	-	-	-	-	-	-	-	-	-	-	-	-	-	-	-	-	-	-
Overpayment of expenses(e.g. personnel benefits)	-	-	-	-	-	-	-	-	-	-	-	-	-	-	-	-	-	-	-	-	-	-	-	-	-	-	-
Restitution for loss of government property	-	-	-	-	-	-	-	-	-	-	-	-	-	-	-	-	-	-	-	-	-	-	-	-	-	-	-
Liquidated damages and similar claims	-	-	-	-	-	-	-	-	-	-	-	-	-	-	-	-	-	-	-	-	-	-	-	-	-	-	-
Others(TEF, BTR-Documentary Stamp Tax, etc.)	-	-	-	-	-	-	-	-	-	-	-	-	-	-	-	-	-	-	-	-	-	-	-	-	-	-	-
TOTAL NON-CASH DISBURSEMENTS	-	-	-	-	-	-	-	-	-	-	-	-	-	-	-	-	-	-	-	-	-	-	-	-	-	-	-
GRAND TOTAL	-	-	-	-	-	-	-	-	-	-	-	-	-	-	-	-	-	-	13,033,647.00	-	13,033,647.00	-	13,033,647.00	-	-	-	13,033,647.00

SUMMARY


Particulars	Previous Report (1)	This Month (2)	As at Date (3)	(4)
Total Disbursement Authorities Received	-	215,589,763.00	215,589,763.00	
NCA	-	215,589,763.00	215,589,763.00	
NTA	-	-	-	
Working Fund	-	-	-	
TRA	-	-	-	
CDC	-	-	-	
NCAA	-	-	-	
Less: Notice of Transfer of Allocations (NTA)* issued	-	-	-	
Total Disbursement Authorities Available	-	215,589,763.00	215,589,763.00	
Less:	-	-	-	
Lapsed NCA	-	-	-	
Disbursements	-	13,033,647.00	13,033,647.00	
Less: Other Non-Cash Disbursements	-	-	-	
Disbursements effected through outright deductions from claims	-	-	-	
Overpayment of expenses(e.g. personnel benefits)	-	-	-	
Restitution for loss of government property	-	-	-	
Liquidated damages and similar claims	-	-	-	
Others (e.g. TEF, BTR, Docs Stamp, etc.)	-	-	-	
Add/Less: Adjustments (e.g. cancelled/staled checks)	-	-	-	
Balance of Disbursement Authorities as at date	-	202,556,116.00	202,556,116.00	
Total Disbursements Program	-	215,589,763.00	215,589,763.00	
Less: *Actual Disbursements	-	13,033,647.00	13,033,647.00	
(Over)/Under spending	-	202,556,116.00	202,556,116.00	

Notes: * The use of NTA is discouraged
 Notes: ** Amounts should tally with the grand total disbursement (column 27).


Certified Correct:


 Digitally signed by
 Gay Concepcion S.
 Bugagao
GAY CONCEPCION S. BUGAGAO
 Accountant III
 Date: March 3, 2026 06:08 AM

Recommending Approval:


 Digitally signed
 by Cayaban May
 Celicioso
MAY C. CAYABAN
 Chief Administrative Officer
 Date: March 3, 2026 06:09 AM

Approved By:


 Digitally signed by Franz A.
 de Leon, Ph.D.
 Date: 2026.03.03 16:52:
 381c8100
FRANZ A. DE LEON, PH.D.
 Director
 Date: March 3, 2026 06:10 AM