




PERFORMANCE INDICATOR - December 31, 2019

Department: Department of Science and Technology (DOST)
 Agency: Advanced Science and Technology Institute
 Organization Code: 19 002 0000000

Particulars	UACS CODE	Physical Target (Budget Year)					Physical Accomplishment (Budget Year)					Variance	Remarks
		1st Quarter	2nd Quarter	3rd Quarter	4th Quarter	Total	1st Quarter	2nd Quarter	3rd Quarter	4th Quarter	Total		
1	2	3	4	5	6	7	8	9	10	11	12	13	14
ADVANCED SCIENCE AND TECHNOLOGY RESEARCH AND	31010000000000												
OO : Increased benefits to Filipinos from scientific													
Outcome Indicators													
1. Percentage benefit incidence of intervention to local industries and/or institutions													Indicator not in 2019 GAA
2. Number of partnerships with public and private stakeholders and international organizations						5	2	3	1	1	7	2	
3. Amount of revenue generated from partnerships		200,000	200,000	300,000	300,000	Php 1M	39,600,000	-	-	-	39,600,000	38,600,000	Contract research with a maximum funding requirement of Php1M was targeted since ASTI was only able to generate P247,020 from a research partnership in 2018.
Output Indicators													
1. Number of projects completed		1	2	-	4	7	1	-	-	8	9	2	
2. Percentage of projects completed which are published in peer-reviewed journals, presented in national and/or international conferences, or with IP filed or approved		90%	90%	90%	90%	90%	17%	50%	100%	133	133%	43%	
3. Percentage of projects implemented within the approved timeframe		90%	90%	90%	90%	90%	100%	100%	100%	100%	100%	10%	
ADVANCED SCIENCE AND TECHNOLOGY TRANSFER PROGRAM	31020000000000												
OO : Increased benefits to Filipinos from scientific													
Outcome Indicators													
1. Amount of revenue generated from technology transfer and technical assistance		Php 1M	Php 2M	Php 5M	Php 5.2M	Php 13.2M	11,448,591	-	923,200	237,985.14	12,549,676	650,324	The total amount of revenue generated covers only those items applicable to technology transfer and technical assistance and does not reflect the total amount of revenue computed for the whole agency.
2. Percentage of clients who rate the quality of technical assistance provided as satisfactory or better		90%	90%	90%	90%	90%	100%	100%	100%	100%	100%	10%	
3. Percentage benefit incidence of intervention to local industries and/or institutions													Indicator not in 2019 GAA
Output Indicators													
1. Number of knowledge/technologies diffused		3	3	3	1	10	3	3	5	2	13	3	
2. Number of technologies transferred/commercialized through technology transfer agreement		1	-	1	1	3	-	1	1	1	3		
3. Percentage of request for technical assistance that have been provided within the required timeframe		90%	90%	90%	90%	90%	100%	100%	100%	100%	100%	10%	

Prepared By: 
 CASTANEDA NARCISA JUVILYN COSICO
 Planning Officer
 Date: 1/20/20 9:36 AM

In coordination with: 
 HERNANDEZ JAYSON CHUA
 Budget Officer
 Date: 1/20/20 9:38 AM

Approved By: 
 MARCIANO JOEL JOSEPH JR. SACRO
 Agency Head
 Date: 1/20/20 9:40 AM