



REPUBLIC OF THE PHILIPPINES
DEPARTMENT OF BUDGET AND MANAGEMENT

General Solano St, San Miguel, Manila

ACKNOWLEDGEMENT RECEIPT

The **Department of Budget and Management** hereby acknowledges the receipt of your letter/request which has been uploaded to the DBM-Document Management System and routed to the appropriate office/s with the following information:

Sender: DOST - ASTI - PERSONAL DELIVERY

Document Title: DOST-ASTI-FY 2016 FINANCIAL PLAN, FY 2016 PHYSICAL PLAN AND FY 2016 MONTHLY DISBURSEMENT PROGRAM

Document Reference No: 2016-BE-010358

Date and Time Uploaded: Thursday, February 04, 2016 9:29:08 AM

Uploaded By: RECEIVING - Ryan

Routed To: BMB-E Susana Julian


CC:

Total no of pages received: 1 copy and 12 pages

The determination of the completeness of the documentary requirements submitted, if any, is subject to the evaluation of the technical person in charge.

This receipt is system generated and does not require signature.

Received by:



Department of Budget and Management

**DOCUMENT
MANAGEMENT
SYSTEM**

*Receiving copy
ASTI file*

FY 2016 FINANCIAL PLAN
(In Thousand Pesos)

Department: Department of Science and Technology (DOST)

Agency: Advanced Science and Technology Institute

Operating Unit: N/A

Organization Code (UACS): 190020000000

Particulars	UACS CODE	Current Year's Obligation			Budget Year Obligation Program										
		Actual Jan.1- Sept.30	Estimate Oct.1- Dec.31	Total	Total	COMPREHENSIVE RELEASE					FOR LATER RELEASE(Negative List)				
						Q1	Q2	Q3	Q4	Sub Total	Q1	Q2	Q3	Q4	Sub Total
1	2	3	4	5= 3+4	6= 11+16	7	8	9	10	11= 7+8+9+10	12	13	14	15	16= 12+13+ 14+15
Part A		238,682	536,986	775,668	872,899	51,989	80,104	361,933	378,873	872,899					
Specific Budgets of National Government Agencies	101101	234,748	518,619	753,367	870,165	51,305	79,420	361,249	378,191	870,165					
General Administration and Support	0000010000000000	20,582	18,321	38,903	40,759	8,135	8,238	15,253	9,133	40,759					
General Management and Supervision	103001000100000	20,582	18,321	38,903	40,759	8,135	8,238	15,253	9,133	40,759					
PS		10,632	6,307	16,939	16,546	3,972	4,305	3,969	4,300	16,546					
MOOE		9,950	12,014	21,964	22,784	4,163	3,933	9,855	4,833	22,784					
CO					1,429			1,429		1,429					
Operations	0000030000000000	31,642	40,822	72,464	76,645	16,064	15,896	16,318	28,367	76,645					
MFO 1: RESEARCH AND DEVELOPMENT	0000030100000000	23,724	20,142	43,866	39,029	6,638	8,191	6,920	17,280	39,029					
Scientific Research and Development in the Advance Fields of Studies, including Biotechnology, Microelectronics and Information	168003010100000	23,724	20,142	43,866	39,029	6,638	8,191	6,920	17,280	39,029					



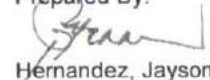
Particulars	UACS CODE	Current Year's Obligation				Budget Year Obligation Program										
		Actual Jan.1- Sept.30	Estimate Oct.1- Dec.31	Total	Total	COMPREHENSIVE RELEASE					FOR LATER RELEASE(Negative List)					
						Q1	Q2	Q3	Q4	Sub Total	Q1	Q2	Q3	Q4	Sub Total	
1	2	3	4	5= 3+4	6= 11+16	7	8	9	10	11= 7+8+9+10	12	13	14	15	16= 12+13+ 14+15	
Technology																
PS		15,553	5,701	21,254	21,848	4,905	6,015	4,907	6,021	21,848						
MOOE		8,171	14,441	22,612	17,181	1,733	2,176	2,013	11,259	17,181						
MFO 2: TECHNICAL ADVISORY SERVICES	000003020000000	7,918	20,680	28,598	37,616	9,426	7,705	9,398	11,087	37,616						
Technical assistance and technology transfer through consultancy and training	103003020100000	7,918	20,680	28,598	37,616	9,426	7,705	9,398	11,087	37,616						
MOOE		7,918	20,680	28,598	36,116	9,426	7,705	7,898	11,087	36,116						
CO					1,500			1,500		1,500						
Locally-Funded Projects	000004000000000	182,524	459,476	642,000	752,761	27,106	55,286	329,678	340,691	752,761						
Power and Communication Infrastructure	000004040000000	182,524	459,476	642,000	752,761	27,106	55,286	329,678	340,691	752,761						
Communication	000004040500000	182,524	459,476	642,000	752,761	27,106	55,286	329,678	340,691	752,761						
Establishment of the Philippine Earth Data Resource and Observation Center (PEDRO)	166004040500001	142,012	57,988	200,000	413,790	175	265	326,054	87,296	413,790						
MOOE			23,770	23,770	183,790	175	265	96,054	87,296	183,790						
CO		142,012	34,218	176,230	230,000			230,000		230,000						

Particulars	UACS CODE	Current Year's Obligation				Budget Year Obligation Program									
		Actual Jan.1- Sept.30	Estimate Oct.1- Dec.31	Total	Total	COMPREHENSIVE RELEASE					FOR LATER RELEASE(Negative List)				
						Q1	Q2	Q3	Q4	Sub Total	Q1	Q2	Q3	Q4	Sub Total
1	2	3	4	5= 3+4	6= 11+16	7	8	9	10	11= 7+8+9+10	12	13	14	15	16= 12+13+ 14+15
Capability Building, Development and Launch of DIWATA	166004040500002	1,607	148,393	150,000	6,272	1,076	1,094	2,526	1,576	6,272					
MOOE		1,607	123,593	125,200	6,272	1,076	1,094	2,526	1,576	6,272					
CO			24,800	24,800											
PREGINET - Government Internet Connectivity	166004040500003	38,905	253,095	292,000	292,000	23,123	19,653		249,224	292,000					
MOOE		38,905	253,095	292,000	292,000	23,123	19,653		249,224	292,000					
Computing and Archiving Research Environment (CoARE)	166004040500004				40,699	2,732	34,274	1,098	2,595	40,699					
MOOE					7,839	2,732	1,414	1,098	2,595	7,839					
CO					32,860		32,860			32,860					
Retirement and Life Insurance Premiums	104102	2,046	740	2,786	2,734	684	684	684	682	2,734					
General Administration and Support	000001000000000	461	255	716	615	154	154	154	153	615					
General Management and Supervision	103001000100000	461	255	716	615	154	154	154	153	615					
PS		461	255	716	615	154	154	154	153	615					
Operations	000003000000000	1,585	485	2,070	2,119	530	530	530	529	2,119					

Particulars	UACS CODE	Current Year's Obligation				Budget Year Obligation Program										
		Actual Jan.1- Sept.30	Estimate Oct.1- Dec.31	Total	Total	COMPREHENSIVE RELEASE					FOR LATER RELEASE(Negative List)					
						Q1	Q2	Q3	Q4	Sub Total	Q1	Q2	Q3	Q4	Sub Total	
1	2	3	4	5= 3+4	6= 11+16	7	8	9	10	11= 7+8+9+10	12	13	14	15	16= 12+13+ 14+15	
MFO 1: RESEARCH AND DEVELOPMENT	000003010000000	1,585	485	2,070	2,119	530	530	530	529	2,119						
Scientific Research and Development in the Advance Fields of Studies, including Biotechnology, Microelectronics and Information Technology	168003010100000	1,585	485	2,070	2,119	530	530	530	529	2,119						
PS		1,585	485	2,070	2,119	530	530	530	529	2,119						
III. Special Purpose Fund		1,888	17,627	19,515												
National Disaster Risk Reduction and Management Fund (Calamity Fund)	107401		17,600	17,600												
National Disaster Risk Reduction and Management Fund (Calamity Fund)	000009030000000		17,600	17,600												
Yolanda Rehabilitation and Reconstruction Program	292009030400000		17,600	17,600												
MOOE			17,600	17,600												
Miscellaneous Personnel Benefits Fund	107406	1,888	27	1,915												
Miscellaneous Personnel Benefits	000009070000000	1,888	27	1,915												

Particulars	UACS CODE	Current Year's Obligation			Budget Year Obligation Program											
		Actual Jan.1- Sept.30	Estimate Oct.1- Dec.31	Total	Total	COMPREHENSIVE RELEASE					FOR LATER RELEASE(Negative List)					
						Q1	Q2	Q3	Q4	Sub Total	Q1	Q2	Q3	Q4	Sub Total	
1	2	3	4	5= 3+4	6= 11+16	7	8	9	10	11= 7+8+9+10	12	13	14	15	16= 12+13+ 14+15	
Fund																
Performance-Based Bonus	103009070100000	1,888	27	1,915												
PS		1,888	27	1,915												
Part B																

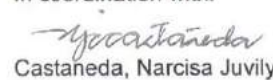
Prepared By:



Hernandez, Jayson
Financial Services Head / Budget Officer

Date: 01/Feb/2016

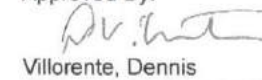
In coordination with:



Castaneda, Narcisa Juvilyn
Planning Services Head / Planning Officer

Date: 01/Feb/2016

Approved By:



Villorente, Dennis
Agency Head / Department Secretary

Date: 01/Feb/2016